


To Install Pumpkin Mercedes Car DVD Player, Benz W211 with Fiber Optic Amplifier Need Special Extension Cable




To install [Pumpkin Mercedes Benz](#) Car DVD Player, Benz W211 which has the original GPS navigation or the original cable look like the below pictures need the special extension cable to connect the power cable from our aftermarket car stereo to your car.

cause the unit is turned on by the Canbus signal which need to decoder from your car Canbus system.


There are three connector from one side of the special extension cable. We mark them with three number in order to make the connection easily to be understood.





Before you connect these three connector to your car, you first need find the unit under truck of your car, then connect the corresponding plug correctly.


Normally if your car is right hand driver mode, you can find the unit under the left truck, please refer to the attached picture. The left hand driver car has the unit under the right truck.



The N0.1 plug is used for Canbus signal output from your car to our unit.



The NO.2 plug is used for providing power for the unit.
The NO.3 plug is used for directly connect our four couple speaker wires to your car speaker.



Please notice:

If your car has Fiber Optic amplifier or other external amplifier built in, then your car has digital sound processor, and Pumpkin Car Stereo DO NOT support that, you will need to buy the special extension cable from us.

Our unit will work with car speakers directly, but the factory optic fiber amplifier will NOT work again.

Click to check [Pumpkin Car GPS DVD Player for Mercedes Benz, Android 5.1 Car Radio for Benz](#)

via Blogger <http://ift.tt/2c8FM6v>