


How to Check and Fix When Pumpkin Car Stereo Head Unit Not Turn on




Recently [Pumpkin](#) got some of clients' feedback telling that the head unit could not be turned on once installed the first time or after used for a while.

Mostly this happens due to the cables wrongly connected. Here [Pumpkin](#) support team tells how to make it right.

Situation 1:

For the [universal car dvd players](#) with ISO power cable. Please first check if your car have the canbus system which control your original radio turning on or off. Your car don't have canbus system, then you just need to make sure you connect the below three wires correctly, then the unit will turn on when start your ignition key.



- Bold Yellow Wire need to connected to your car battery to get 12V permanent power supply
- Red Wire 12V should be connected to your car ignition (ACC) wire
- Bold Black to Ground

If your car has canbus system but you bought our universal unit, you may need to buy the adapter or modify wires to make our unit work with your car.

For some special car, such as [Nissan](#), which original ISO cable does not have ground wire, you have to connect the radio antenna (it's peripheral metal parts can be negative pole) as the negative connection which form a circuit to make the unit get power supply.

Then check at the power harness both on the radio side and

other Car connector side.

Please make sure power harness on the radio side connected tightly and the blue fuse in the back of our unit.


There are some unit which need to be turn on with power button, not all the unit turning on when you start the ignition key.

A few case which the sticking button also result the unit not turning on.

If you exclude all these possible situation, you may need to remove the unit from your car to test if the red and bold yellow wire have 12V-14 V power supply.

You can also install your original radio to check if it's the power supply problem or the power cable problem.

Here is a tutorial video for your reference.






Situation 2:

For the specific head unit which have power cable with canbus box, such as [VW](#), [BMW](#), [Benz](#) etc..

Some car which have canbus system control original radio turning on and off, then when you buy the unit from us, our unit will also canbus box to decode the ignition signal come from the car canbus system.

If the canbus box have problem, then our unit can not be turn on normally. Under this situation, you can remove the canbus box, then cut the red wire and join it into bold yellow wire, or refer the below picture using a extra wire to connect the red and yellow wire



If the car stereo can be turned on with this wire modification and your car car don't have steering wheel control or you don't mind the steering wheel control, you can just connect the red wire to your ignition ACC wire, then you can continue to use the unit.

Or we can send you a new canbox to solve the problem.


If the car radio still does not turn on, the unit have problem, you may contact our customer service to return.

Situation 3:

For the car gps radio which have built in canbus, such as [LM-W0352](#).

When you get our unit first time and install, please first check if the DIP NO.3 turn down, then just plug your original power cable to our unit.

If you used the unit after some time, suddenly the unit could not be turned on, it's possible the built in canbus have fault.



If you have any other problems, please contact us feel free.

Pumpkin official website:

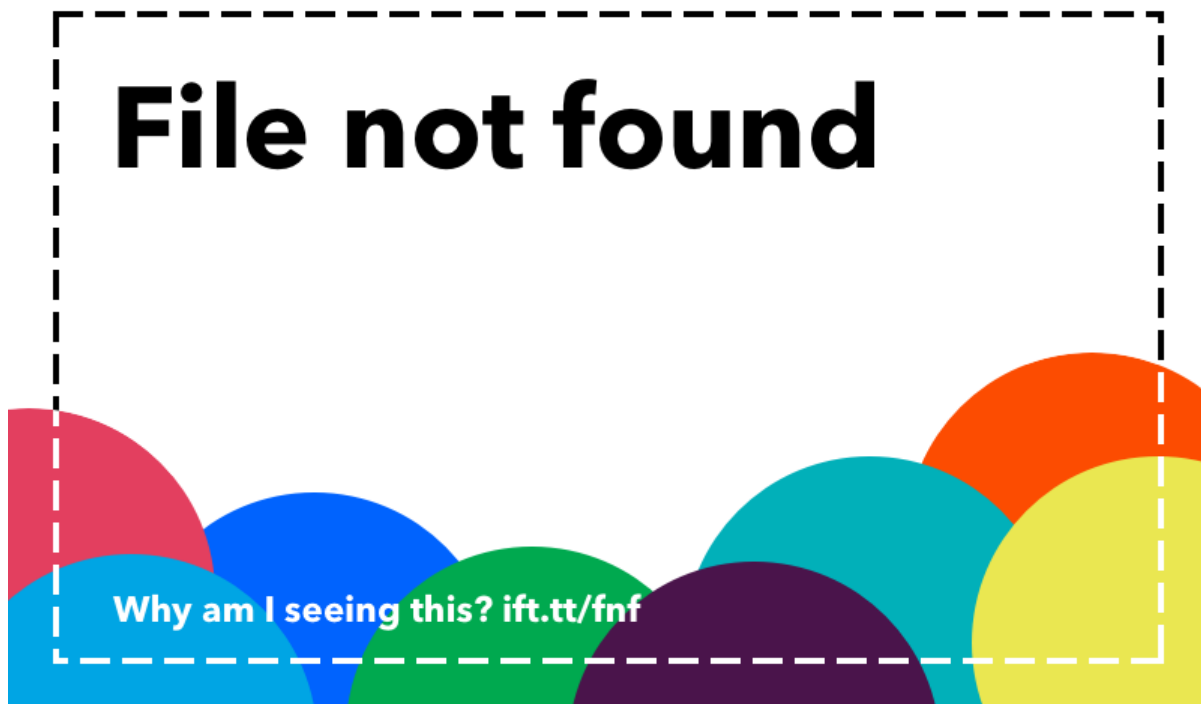
US site: www.autopumpkin.com

UK site: <http://ift.tt/29hvZcz>

Germany Site: www.autopumpkin.de

via Blogger <http://ift.tt/2ceS60U>

Video Review on Pumpkin Android Universal Single Din Car GPS Stereo--RQ0109



The Pumpkin Android Single Din Car GPS DVD Player we're talking about is: goo.gl/FHnq9e

This is a full-blown [Pumpkin android](#) tablet for your car. It's well built, well thought out with great features, and generally well polished. Google Play is included, so you can just install apps from the play store (although you'll really need an SD card and will have to move as many apps to it as possible). Most apps just work, and work great. Apps that want a lot of space on internal flash storage (such as Google Maps, for its offline maps feature) may have major problems. It's not ENTIRELY stock android: one third-party app told me change a setting in preferences, opened the preferences for me, and the setting wasn't there. Mostly though, the changes are to add features, rather than remove features.

Sound quality is good. Radio tuning and quality is decent, though it seems to only catch main stations – maybe the stereo (ST) or local (LOC) settings will help it tune more distant/weaker stations, but I haven't tried those yet. Some volume tweaking is required to make the navigation volumes sane whilst also listening to music, but I think it's customisable enough for that to be OK.

Haven't tried the DVD video/audio playback yet. For a linux/phone hackery-type like me, though, this is doing everything I really hoped for so far, apart from the storage and DAB issues, which are mostly surmountable.

Also, I didn't expect this, but if you connect your android 6 phone with USB and use the Easy Connect app included, it will prompt you to enable USB debugging / mutual control, and then your phone will become a secondary Android Drive mode screen. So between this, your (modern) phone, and a car mount, you get TWO computerised driving displays 😊

Highly recommended, if single din is all you have.

–Lee

Android 5.1 Version of this single din android car gps stereo is: goo.gl/Vuuc07

Auto accessories that can work with this Android Car GPS Radio: [Headrest monitor](#), [Backup camera](#), [3G dongle](#), [DAB+ box](#), [OBD dongle](#).

Click to check more [Pumpkin Android 5.1](#) Autoradio GPS DVD.

via Blogger <http://ift.tt/2bZJy0n>

Customer Review on Pumpkin Android BMW E46 DVD GPS Car Radio--RQ1126



Installation was silly easy, I got this [Pumpkin Android bmw](#)

[dvd gps car radio](#) done in a couple of hours and that was because I wanted to hide the wires for the GPS antenna and bluetooth microphone, if you're less picky than me you could get it done in a half hour.

The buttons and knobs are very well built, the finish is slightly more glossy than the stock business radio of the [E46](#), though I suspect part of that is due to aging of the stock materials. The screen is bright and clear and the touch screen is very responsive, the colors and sharpness are great.

I was worried that the audio quality would be worse than the stock CD player, but it's definitely not when using equal mediums (CD's, iPod, radio, etc.), but when streaming bluetooth it's not the best, most people probably wouldn't notice the difference (my friends didn't), but if you're like me and like clear audio you'll want to stick to CD's, SD cards or an iPod.

The included apps are pretty good, I love the navigation which displays the speed limit of the road you're on as well as warning you if you're speeding, it can also display any nearby gas stations, hotels and many other things and lets you choose which ones you can see or not see. My only gripe with the pre-installed music player is that there is no shuffle button, that seems like a huge oversight, otherwise it works well and the equalizer presets are pretty good, as is the custom mapping option that it gives you.

The bmw car dvd player comes with a .apk installer app so that you can install any app from the Google Play store from an SD card, or anywhere else you could find a .apk app. It also has the Google Play Store app installed on it so if you use your phone as a mobile hotspot for the on-board wifi or use a 3G

data card in your unit you can download apps directly from the store.

My bmw e46 car dvd gps came and worked well for a couple of months and then got stuck in the loading screen. But their customer service responded to me quite quickly and informed me it was likely a software issue. This did not require me to send it back to them or anything of the sort. Within an hour of being given directions of how to fix the issue, I had the stereo back in the car and working brand new. It did require me to wipe some settings like time/date and personal installed apps. But other than that it was fairly simple and quick and works perfect again. It looks great in the car, is very useful, and I get compliments from my friends when they see it and play around with it. The bmw car dvd is great and simple to install, that teamed with their persistent, quick, and most importantly **helpful** customer service, I give them a 5 out 5.

—by Jeffrey T

Check more details of the mentioned android bmw e46 car dvd here: goo.gl/sVZKBG

Click to check more [Pumpkin Android 5.1 BMW Car DVD GPS Stereo](#).

via Blogger <http://ift.tt/2bTTQiS>
