

# Customer review on Pumpkin AA0495B 2 Din 7-Inch Octa-Core Universal Android head unit

I have a new Pumpkin car stereo and I am impressed so far. The device is [Pumpkin AA0495B 2 Din 7-Inch Octa-Core Universal Android Infotainment System with GPS, RBDS Radio, and Bluetooth\(4G RAM+32G ROM\)](#).

I have had this installed in my 20-year-old Focus for a couple of months now. It's double din but it seems Fords version of double din is slightly different. I had to 'modify' the dash bezel to get it to fit, that is nothing against this device.



For the most part, it's been excellent, I'm far from an expert in installing something like this but have it running with all bells and whistles (Bluetooth, wifi, backup camera, etc.). Having it display battery voltage on the main screen has been incredibly valuable to learn and understand the power

consumption.

I don't believe you can use this without the engine running for too many minutes before it bleeds too much juice from the battery, having a visual display of the voltage is so useful, it could just be my car and/or battery but it should be no surprise it's more power-hungry than what was originally intended for my car. I have yet to look into possibly a larger battery to counter/accommodate it.

The other day the screen couldn't seem to make it minds up on brightness level and flicked levels every 10 or so seconds, that hasn't happened since, but it happened.

I am suspecting my starter motor may be on it's way out as the 'instant on' feature is proving somewhat unreliable whereas initially, it worked great. Again, I have a 20-year-old car and new to this type of install, to me, there may be calculable reasons for the above and I do not believe it's this device but rather my lack of knowledge and understanding. I say this as a caution to others, maybe get a professional to install and advise!

Other than that I'm really happy with it and it's a fraction the cost of a bigger name brand with all or more features and it's Android so massive potential in customization.

As for the design, having an actual volume dial was a key factor in me choosing this, the physical Home and Back buttons have also proven superior to the touchscreen options. One tiny gripe is the black outer bezel sticks out from the screen a touch too much, so when using the touchscreen on the top edge is a tiny bit awkward, but it's not that big a deal.

Overall I very much recommend this device.

---

# Why Pumpkin AA0495B can be so popular?

Nowadays, buying an aftermarket car stereo has become a trend. The strengths of the aftermarket car stereo are more and more obvious. No matter price, appearance, System and extended functionality, the original car stereo is can not be compared to the aftermarket car stereo. So more and more people have noticed Pumpkin. We have made a data analysis in these days and found Pumpkin AA0495B is the best selling car stereo in all Pumpkin car stereos now. Therefore, we sum up a few points about this.

## **Cost-efficient**

[Pumpkin AA0495B](#) is one of [the most cost-efficient Pumpkin car stereos](#). The current price is \$269.99.

## **Double din universal car stereo**

It fits for many kinds of car brands, such as Acura, Alfa-Romeo, Audi, BMW, Buick, Byton, Cadillac, Chevrolet, Chrysler, Citroen, Cupra, Dodge, Fiat, Ford, Geely, Genesis, GMC, Honda, Hyundai, Infiniti, Jaguar, Jeep, Kia, Lancia, Lexus, Lotus, Maybach, Mazda, Mercedes, Mini, Mitsubishi, Nissan, Opel, Peugeot, Pontiac, Ram, Renault, Rivian, Skoda, Smart, Subaru, Suzuki, Toyota, Volkswagen, Volvo, etc. (Extra frame and adapter may be required.) Previously, Youtubers and Pumpkin showed installation on Ford, Nissan, and Alfa Romeo.



### **Powerful Octa-Core processor, built-in 4G RAM and 32G ROM**

It runs smoothly and can be installed new games or play pre-installed ones. Also, you can install the apps you wanted.

### **The fastest boot speed**

This in-vehicle infotainment system only takes 1 second to boot after being installed while others may take about 30 seconds.

### **Multi-touch Capacitive Touch Screen**

The same touch screen as a smartphone, it supports dragging the apps icons, allocating the apps into a folder, zooming in the maps. It can be used smoothly, fastly and conveniently.

### **The other supported features**

It also supports online/offline navigation, steering wheel control, phone mirroring and Bluetooth hands-free calling. With the extra device, cam-in/rear camera, OBDII scanner, DAB+, Android Auto/ Apple CarPlay are all accessible.

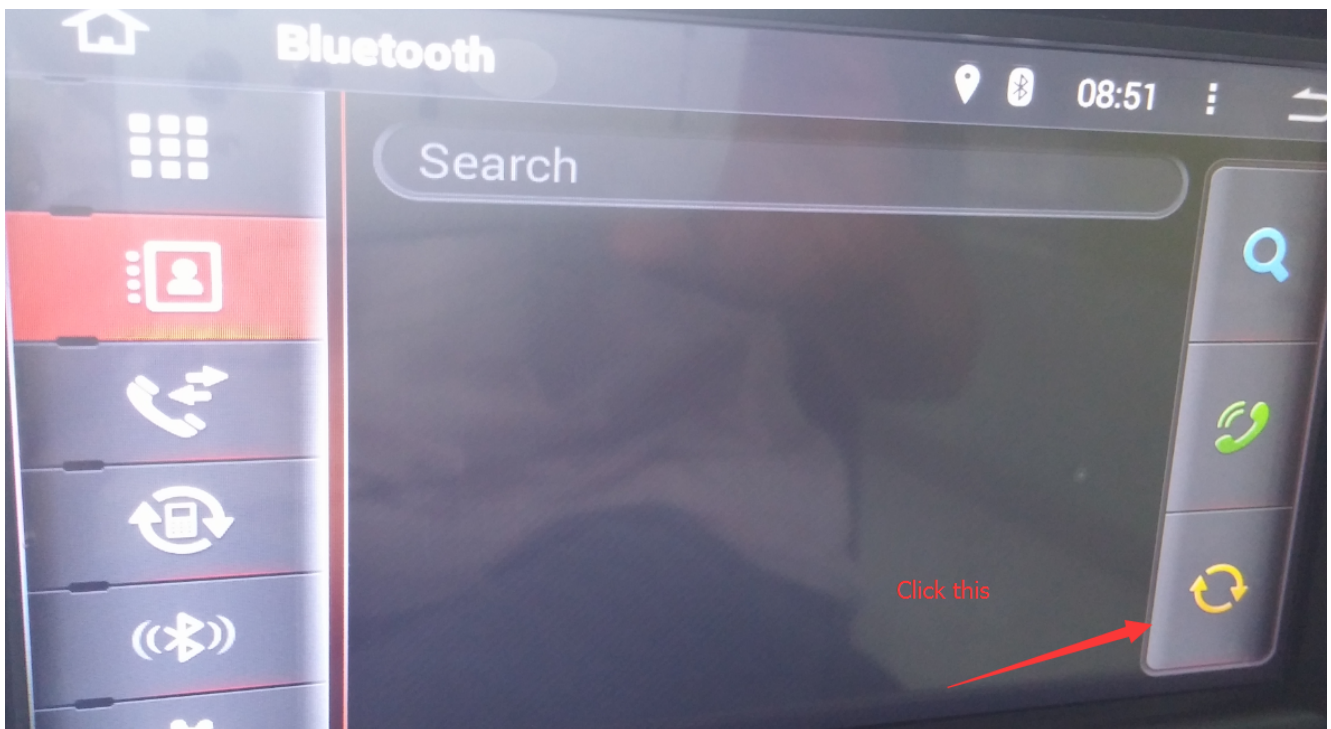
Overall, [Pumpkin AA0495B](#) precisely because of these features, so it can become the best selling of [Pumpkin car stereos](#).

---

# FAQ for Android Car Stereo Amplifier

1. How can I populate my address book's contacts into the [Android car stereo universal](#)?

**A:** For downloading the address book's contacts from your phone to the radio: firstly, you need to pair your phone with the Android head unit, then please click the contacts icon and search your contacts like the following picture:



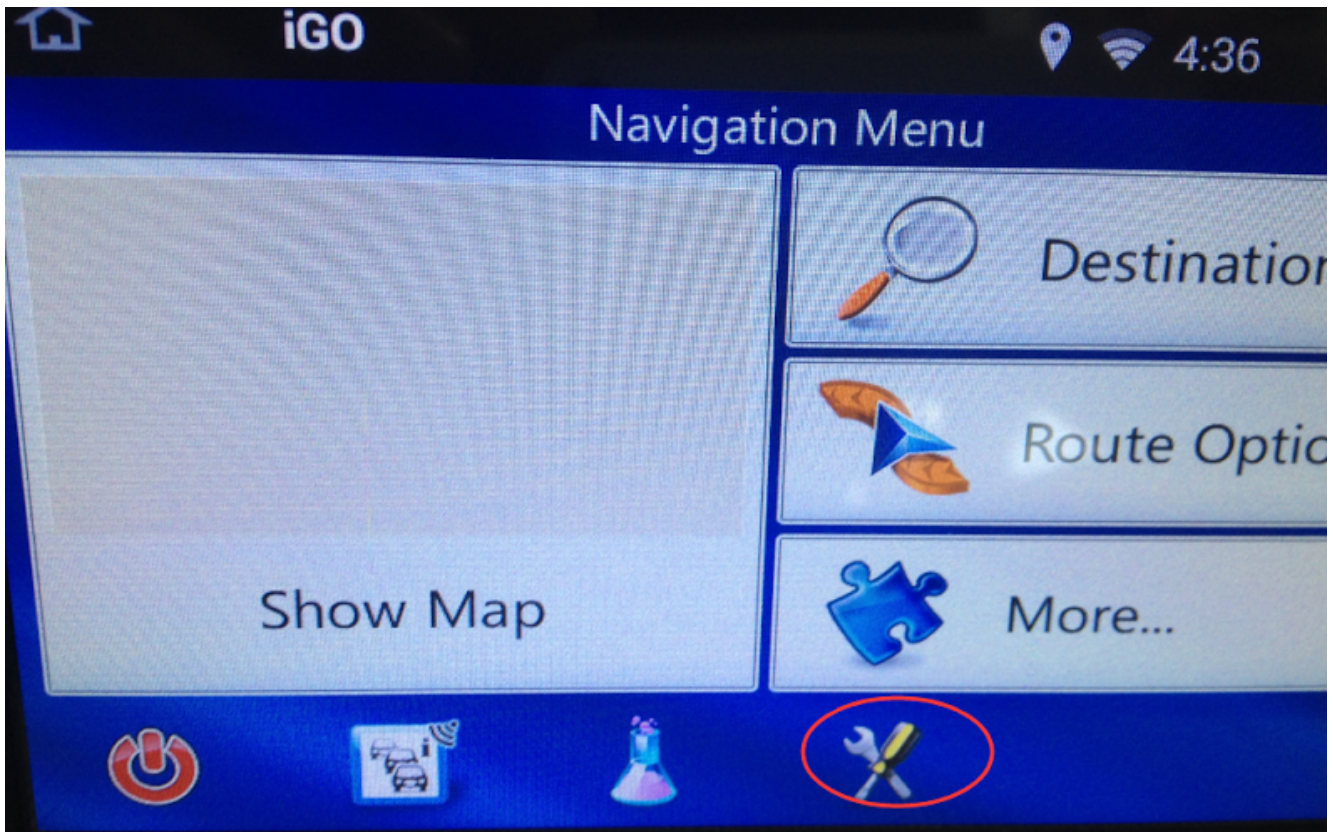
Please make sure that you use the built-in contacts in your phone, otherwise it can not be searched. Also, if your smartphone runs Android 5.0 OS or above, please allow all the submissions in your phone when the stereo searches the contacts.

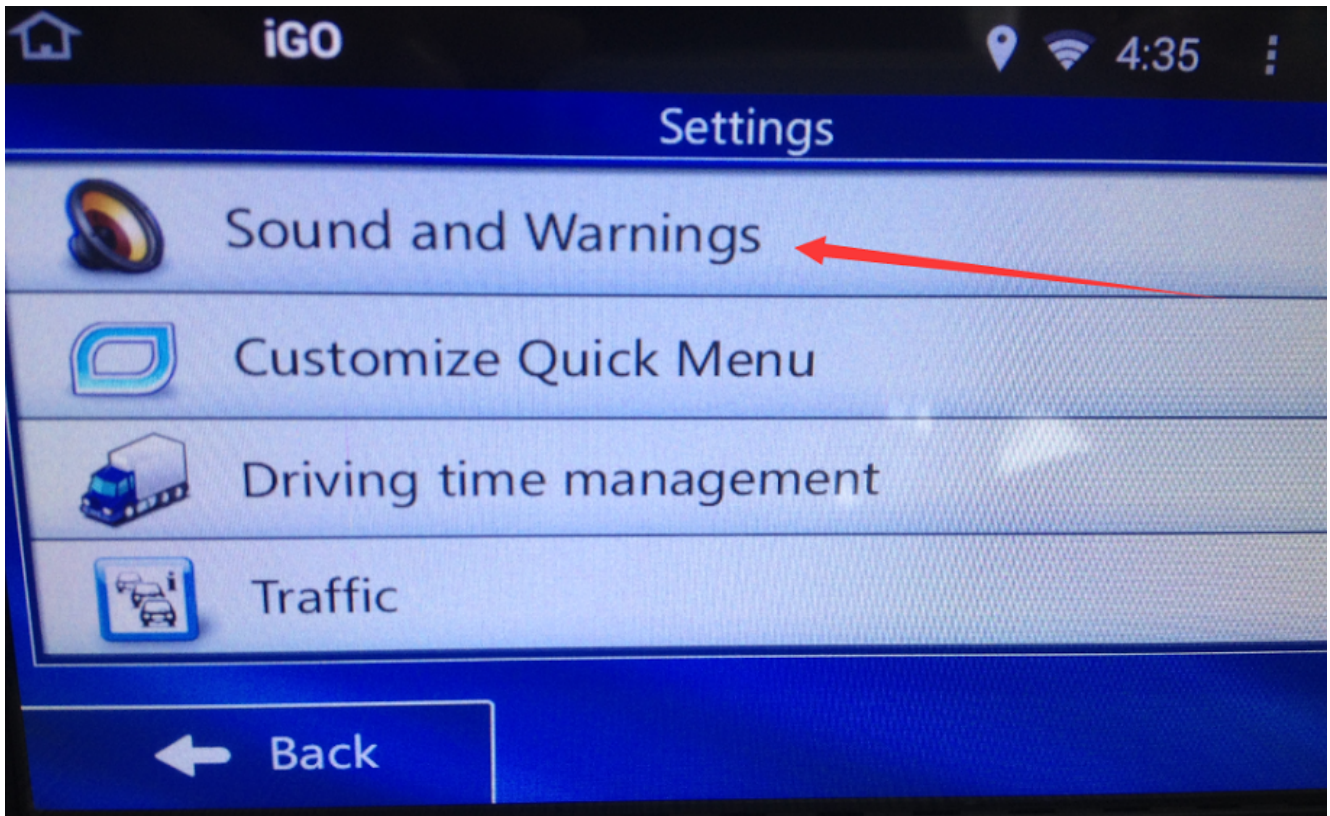
2. After installing the car DVD player, I can't hear any sound through the speakers or the Bluetooth. The music is attenuated but no phone or GPS instructions can be heard. Is there a hid



den menu to give more volume to GPS and Bluetooth?

**A:** Normally, we don't have hidden menu to give more volume. And for setting the GPS app sound ( we pre-installed the IGO free copy version ), please check the setting below:





You can re-install the IGO app from our SD card to check whether it would help or not. Besides, please enter the settings=>GPS, make sure that you turn on the **GPS monitoring**. You can turn up the GPS mixing ratio so that the GPS sound would be louder.

As for the Bluetooth issue, if you make the phone call via Bluetooth, please well close your car windows and doors, then turn the volume of both your phone and the head unit to the middle level. You can also enter the factory setting ( the password is 126 ), and check the BT setting.

3.In case of the extra mic, how can I increase the volume ? I don't find any possibility to adjust the mic volume in the car audio player.

**A:** Please use the extra mic and increase the car radio's volume.

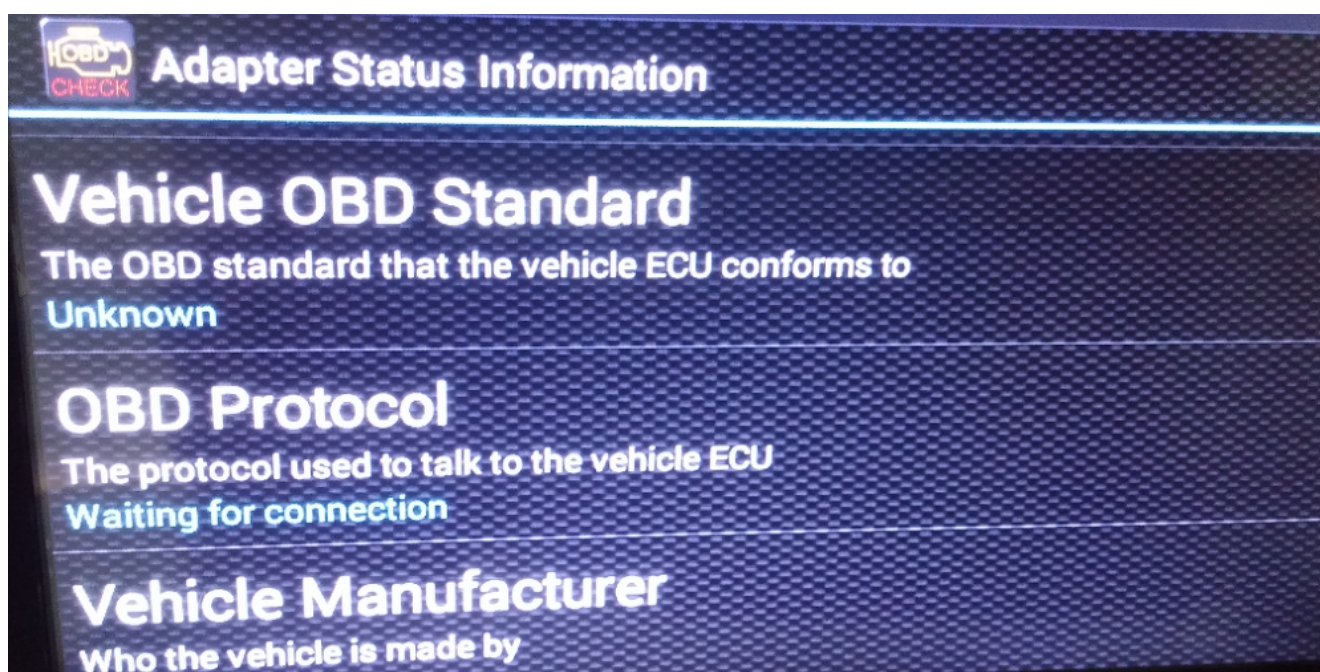
4.I'm not able to get torque to recognize that Bluetooth is on . Therefore, I can't connect Bluetooth to the OBD. I can connect to it from my phone but not from the [Pumpkin Car Head Unit](#). Is there something I can do to get this to work ?



**A:** For pairing the OBDII, you need to know the protocol of your car and select the correct protocol in "Torque". Followings are the whole instruction:

□Please enter "Bluetooth "application, then set the pairing code of the radio to the same one as the OBDII scanner'Generally , it would be 0000 or 1234. ( please try both )

□Then please open the built-in torque, choose the OBDII scanner MAC address in the application setting and choose your car protocol.



5.How do I change the default music app ?

**A:** Since the [car DVD player Bluetooth](#) is based on Android 4.4, you can download other music player apps like Spotify in the built-in play store ( need Wifi or other Internet source ) and install it on the head unit.

---