

Consumer Reviews for Pumpkin Android Car Stereo KD-C0224



Key Features:

- Support car models: Universal
- Steering wheel control function
- 9.5 inch LCD HD capacitive touch screen
- Android 4.4 kitkat OS on your car DVD
- Free mic
- Support OBD2

- Support both 3G and WIFI
- Support Bluetooth
- Support 1080p video
- Support DVR

This [car DVD player Bluetooth](#) went into my Yaris without a single problem. I was able to install Waze and tether to my cell phone. Handsfree calling function works great, the stock GPS worked well, nice speed monitoring feature. This Android 4.4 car stereo warns nicely when speed limit is exceeded. I've only used it for a week, but it's been great so far.

—Review by Allen

Absolutely love this head unit. I've tried Poweramp, the standard Google music player and free play. Volume works with them all. Everything else works perfectly from the backup camera to the radio reception to tethering to my LG G3.

—Review by typelfan

Great radio, really love it. I'm using it with Shuttle, too. It makes it sound great and you can flip through artists, etc. A shame you can't control the (old) iPod through the radio but I found it a lot more convenient in the end to use an SD card for music anyway, so no harm done.

—Review by Julia

[This car stereo](#) is awesome! I kept debating if i want to spend this much, i bought a cheaper 250 dollar one, happened to be that it was the wrong one in the box twice...so finally i ordered this one and WOW am i glade i did even the details are AWESOME. love the graphics and everything. May cost a lot more then i wanted to spend but it was well worth it.

Just trying to get my contacts to pair over via Bluetooth, but since it may be an issue with my phone I will not rate this any lower. Over all I am extremely happy and if your questionin

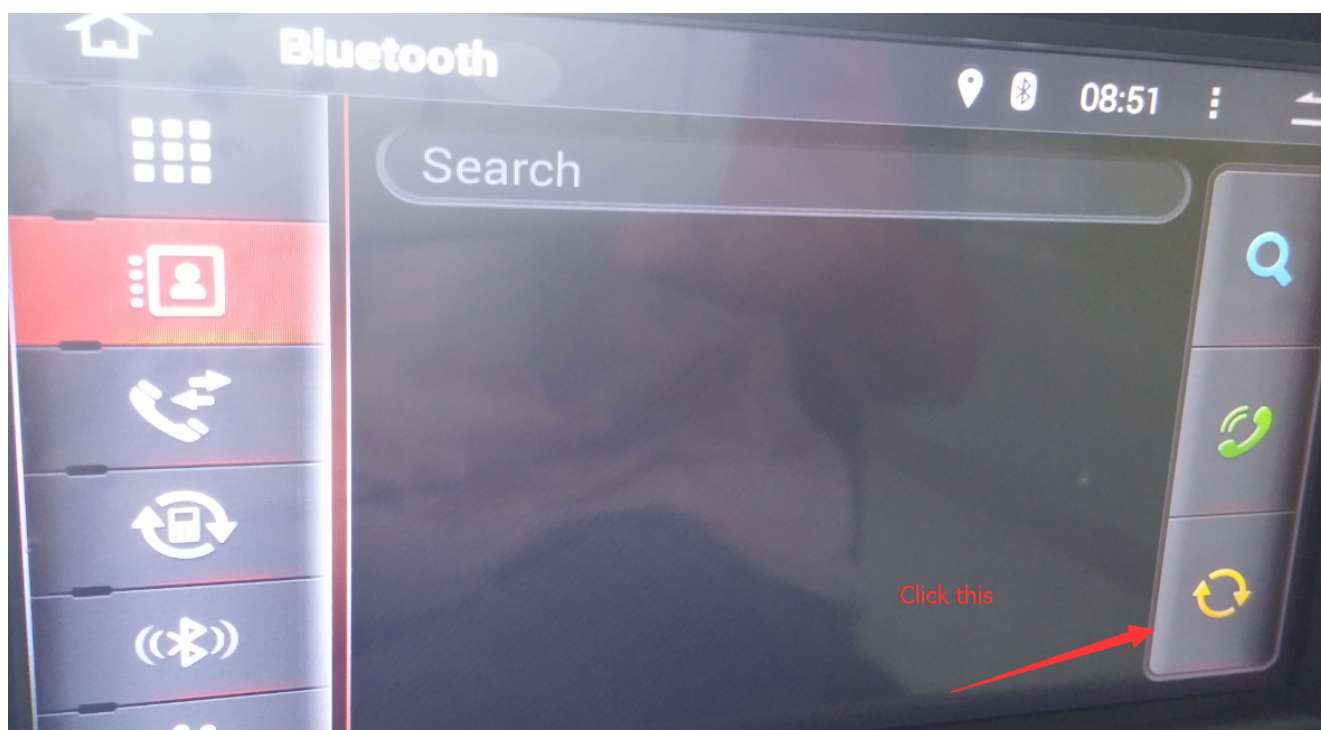
g buying this radio, stop and buy it!

—Review by Brian Oleson

[FAQ for Android Car Stereo Amplifier](#)

1. How can I populate my address book's contacts into the [Android car stereo universal](#)?

A: For downloading the address book's contacts from your phone to the radio: firstly, you need to pair your phone with the Android head unit, then please click the contacts icon and search your contacts like the following picture:

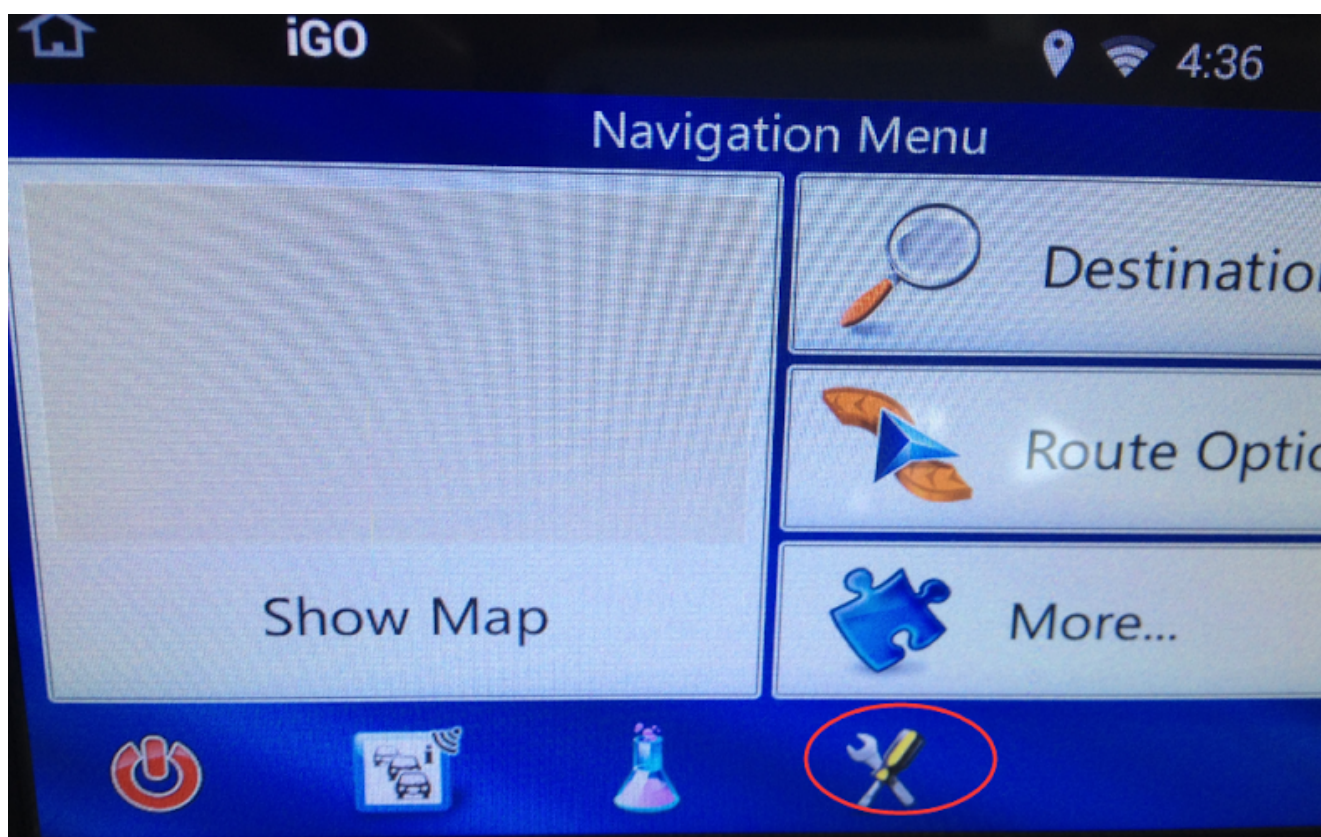


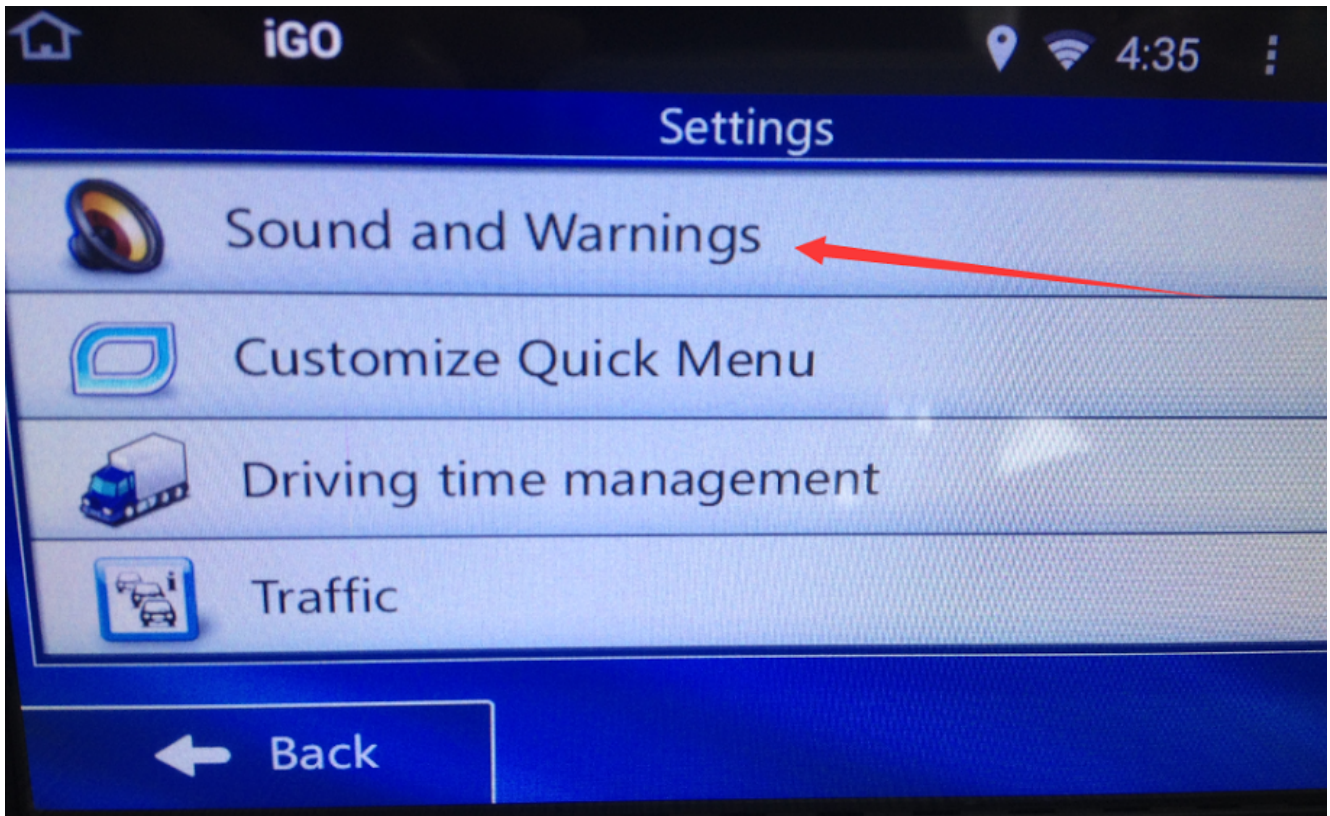
Please make sure that you use the built-in contacts in your phone, otherwise it can not be searched. Also, if your smartphone runs Android 5.0 OS or above, please allow all the submissions in your phone when the stereo searches

s the contacts.

2. After installing the car DVD player, I can't hear any sound through the speakers or the Bluetooth. The music is attenuated but no phone or GPS instructions can be heard. Is there a hidden menu to give more volume to GPS and Bluetooth?

A: Normally, we don't have hidden menu to give more volume. And for setting the GPS app sound (we pre-installed the IGO free copy version), please check the setting below:





You can re-install the IGO app from our SD card to check whether it would help or not. Besides, please enter the settings=>GPS, make sure that you turn on the **GPS monitoring**. You can turn up the GPS mixing ratio so that the GPS sound would be louder.

As for the Bluetooth issue, if you make the phone call via Bluetooth, please well close your car windows and doors, then turn the volume of both your phone and the head unit to the middle level. You can also enter the factory setting (the password is 126), and check the BT setting.

3. In case of the extra mic, how can I increase the volume ? I don't find any possibility to adjust the mic volume in the car audio player.

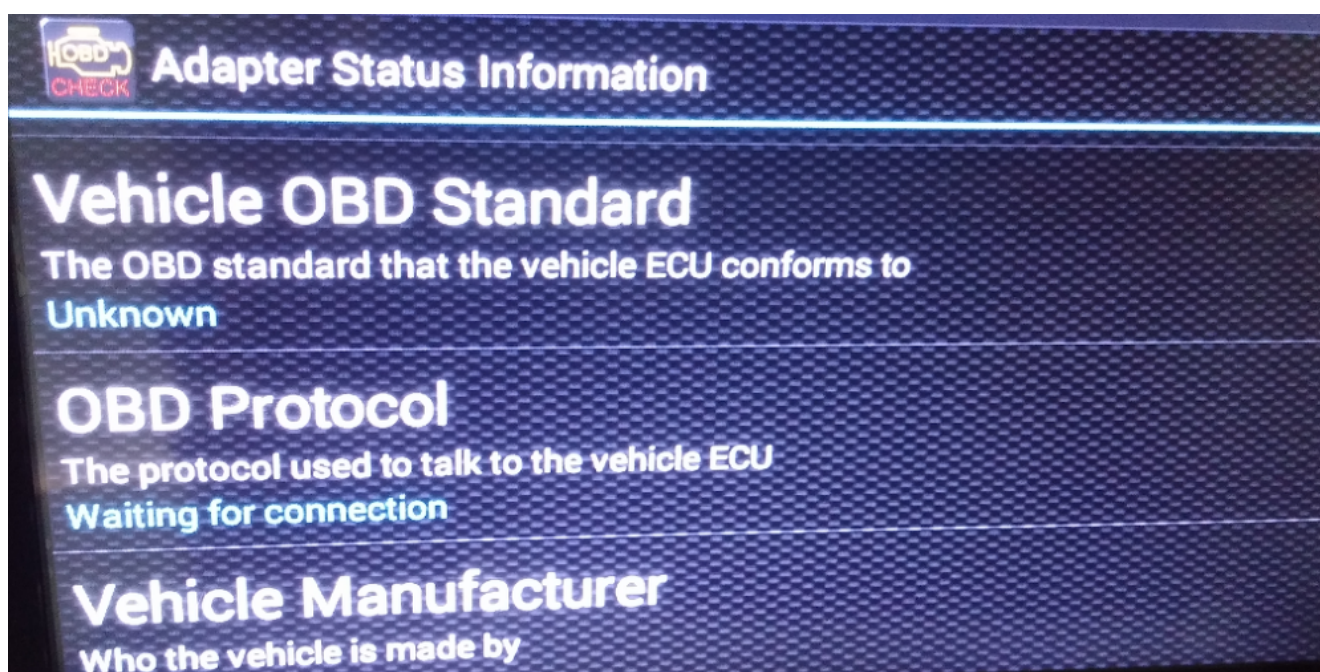
A: Please use the extra mic and increase the car radio's volume.

4. I'm not able to get torque to recognize that Bluetooth is on. Therefore, I can't connect Bluetooth to the OBD. I can connect to it from my phone but not from the [Pumpkin Car Head Unit](#). Is there something I can do to get this to work ?

A: For pairing the OBDII, you need to know the protocol of your car and select the correct protocol in "Torque". Followings are the whole instruction:

□Please enter "Bluetooth "application, then set the pairing code of the radio to the same one as the OBDII scanner'Generally , it would be 0000 or 1234. (please try both)

□Then please open the built-in torque, choose the OBDII scanner MAC address in the application setting and choose your car protocol.



5.How do I change the default music app ?

A: Since the [car DVD player Bluetooth](#) is based on Android 4.4, you can download other music player apps like Spotify in the built-in play store (need Wifi or other Internet source) and install it on the head unit.

Basic Knowledge of Car DVD Player



- **Features:** As a replacement for CD player, [car DVD player](#) has been upgraded with more functions, such as GPS navigation and iPod/iPhone input etc. What's more, it's equipped with display screen and Win CE/ Android intelligent OS, which left a large space to expand and add more functions.
- **Specification:** The car audio player which equipped with display screen is bigger than the traditional CD player. Currently, the double DIN car DVD player is quite common.
- **Function:** With the rapid development of electronic application technology in recent years, the car stereo has become a "integrated platform". It not only supports Bluetooth, Wi-fi, but supports DVR and hands-free etc.
- **Input:** Generally speaking, CD/DVD, FM and DAB is the way to input audio and video. But nowadays, car audio player

can read and play various audio, video and document files through USB/AUX/SD card and Bluetooth.

- **Output:** Choices for output include audio signal and RCA. To transfer the signal to DSP processor, few stereos would also support optical and coaxial output.
 - **Touch screen:** More and more in-dash car DVD players are equipped with the HD touch screen. Therefore, the sensitivity and response speed of touch screen are important standards to measure the units'
 - **Sound quality:** Most [Android car head unit](#) is equipped with single DVD pick up head, which don't perform as well as special CD pick up head. Thus, we'll recommend users to buy DSP audio processor additionally.
-