

What to understand before shopping for a car stereo?

Infotainment car stereos are taken into account a vital purchase for many discerning drivers. With numerous amusement choices, versatile functions, and smart operation, infotainment radios are increasingly purchased year by year. However, with a large number of choices on the market, many people are drowning in the explosive information. Here is some selected guide for you.

1. Which kind of in-dash car stereos to choose?

Pick the right KIND!

-Higher Height [Double DIN head unit](#): Comes with a screen, amplifier, and a DVD player. Takes double the size of a single-DIN. (Make no mistake on size selecting before buying any.)

-Lower Height [Single DIN head unit](#): Only half the size of a double-DIN player, it delivers virtually the identical audio quality but with totally different functions. As before, check the size initially.

2. How to judge the audio quality?

Audio quality is very important whether for video or music. Power output matters the most at this point: general output up to 4 x 45W is enough for playing rock and roll, R&B, or light music. Make sure you take a deep look at the audio output. If the sound quality is as great as standalone CD-players, then it's simple to suggest it is the dearer.

3. How big the screen size ought to be?

Car stereo screens on the market are in several sizes. As a rule of thumb, the device ought to provide high-resolution output for clear visibility and a physical size that matches with infotainment systems on the market while not limiting vision. There are two screen types: analog and digital high-definition. the overall analog screen is 240 x 240 or 480 x 240 pixels, but an HD screen is 800 x 480 pixels or higher. In terms of screen sizes, 7.0-inch screens are the foremost common size, typically on the market with 800 x 480 resolution for a decent balance of quality and affordability.

4. Which media formats are supported?

Various media formats exist, together with audio, video, and film formats. It's necessary to test file format compatibility for your multimedia system. Some models have the power to play DVD-R and DVD-RW (available on GearBest) together with any other purchased movies you got. This thought additionally extends to audio file formats and disc formats, e.g. CD, CD-RW, CD-R, and MP3.

5. Is a car infotainment media equipped with GPS navigation?

YES, GPS navigation is one among the most convenient car infotainment options, with the monitor providing a visible map of the route, whereas the car stereo speakers deliver verbal turn-by-turn directions.

6. Am I able to connect my USB devices or nonvolatile storage cards?

A Coyote State card will hold an outsized quantity of knowledge for its tiny size. This makes it a convenient data-storage medium for your favorite movies and music Many optical disk players have a Coyote State card slot, providing you with considerably additional multimedia system freedom.

7. Can I buy anything I like in the box?

There's nothing worse than paying lots of cash for a vehicle optical disk player, preparing to put in it, solely to find you would like to shop for additional elements like TV tuners, wires, brackets, or different things. A number of the additional common accessories are shown on the associated image below.

Conclusion

Whether you decide on a posh [car stereo](#) optical disk player with several options or a comparatively straightforward model, your driving expertise will definitely be increased and additional convenient. An infotainment car stereo is A particularly sensible travel companion on long journeys with family or friends, permitting your passengers to observe their favorite movies or programs whereas on the go. [Pumpkin infotainment car radio](#) understands this and provides an intensive vary of leading brands and models at a cheap cost – all backed by extensive [warranties and guarantees](#).

Ways you can to do when car radio reception is weak

When you expertise annoying signal drops or interference once you're making an attempt to concentrate to your [car radio](#). But what you can to do is nothing.

However, if your reception issues persist, you're most likely managing associate instrumentation malfunction, most of that are simply repaired.



Check your antenna mast extended

There are plenty of how that a manual antenna mast will find yourself pushed in. regardless of the case, if you have got a retractile mast and your reception has been awful recently it's positively value checking this firstly.

Since antennas perform by memorizing radio waves, it solely stands to reason that being shoved down within the automotive would possibly create it troublesome for your antenna to perform properly. actuation it back out, if you discover it shoved in, is also all it takes to immensely improve your reception.

This may sound like extraordinarily basic stuff, however it's truly amazingly common for manual antennas to be backward so left that manner. Since there isn't any mechanism to forestall these masts from being backward, anyone will walk by and shove your antenna down.

Check Your Antenna Connections

One of the foremost common causes of poor car radio reception may be a poor antenna connection. If the antenna cable is poorly seated in your [head unit](#), or any of the connections are loose, worn, or unsound, you'll usually notice it troublesome to tune into your favorite station.

The first issue to test is that the connection between the antenna cable and therefore the back of your head unit. If that's properly seated , then you'll wish to seek out a station you'll be able to tune into then gently wiggle the antenna itself back and forth. If the connection is solid, you shouldn't notice something. If the connection is loose, you'll in all probability notice the tuner drop then reacquire the signal. If that happens, you ought to tighten the antenna and check the grounds.




Get a New Antenna

When check your antenna connections, you will realize that your antenna mounting hardware or mast is unsound, rusted, or broken another method. therein case, exchange the antenna can sometimes do the trick. Since rust and corrosion will stop the antenna from creating a solid reference to your head unit, merely exchange the unit can typically lead to higher reception.

There also are one or two of different cases that decision for a replacement antenna. for example, some cars include “grid style” antennas mounted on the car window glass rather than typical whip or mast antennas. These flat antennas have some aesthetic advantages, and that they can’t be broken off by a automotive wash or a vandal, however they typically suffer from poor reception in huge cities or unsmooth areas. In some cases, a whip antenna can offer higher reception.

Buy a Radio signal boosters

Radio signal boosters are not suitable for all poor reception, however there are specific circumstances wherever they’re going to cure what ails you. If you’ll receive an indication from a specific station, however it’s particularly weak, then an indication booster would possibly improve your reception. However, boosters won’t do something for you if the signal degradation relates to obstructions like tall buildings and hills.



Buy a new car radio

On the entire, the radio tuners in [car radios](#) are much more advanced than home radios. however even an inexpensive [digital car radio](#) encompasses a sight a lot of happening beneath the hood.

That being aforementioned, not all head unit radio tuners are created equal. therefore if you've checked everything else, and you can't blame your reception issues on the rain (or the tall buildings, or the close hills), then it would be time to interchange your [head unit](#).

[Customer Review on Pumpkin](#)

Car Radio Android 8.0 for VW Skoda Seat series Double Din 8 Inch Touchscreen

The blog written by a customer from Greece, he bought this [vw radio](#) from Germany store, install it in his own VW.

Blog source – <http://steliosh.net/golf/radio/index.html>

(Greek), his website: <http://steliosh.net/>

We just translate the content completely.

Product SKU: AS0374B

Product Link:

USA

Store:

<https://www.autopumpkin.com/pumpkin-android-7-1-car-stereo-radio-for-vw-seat-skoda-series-double-din-quad-core-8-inch-touchscreen.html>

DE

Store:

<https://www.autopumpkin.de/pumpkin-autoradio-android-7-1-fur-vw-seat-skoda-series-8-zoll-touchscreen-doppel-din-quad-core-unterstutzung-schnellen-boot.html>

UK

Store:

<https://www.autopumpkin.co.uk/pumpkin-android-7-1-car-stereo-radio-for-vw-seat-skoda-series-double-din-8-inch-touchscreen-quad-core.html>

The blog translation:

ATTENTION!

That's what I do here, I do it in my own car and at my own responsibility, that's my car!

If you decide something similar and break / ruin / burn / break your car, it is your responsibility!

Clearly, therefore: WE DO NOT RESPOND FOR YOUR LOSS!

17.12.2018

The big decision was taken two months ago!

Android screen. And not only! There are agendas and filthy plans from behind! Besides the usability of using the phone via BT and music via BT and USB, it has more: After we also put a Scirocco dial (we searched it!) With a white screen, then ... Optical Parking System, Park Assist (yes, to park it himself !!!) and others cheer! A ... and reversing camera, of course!

So, in this way:

What we got in principle!



Here we spoiled the ... surprise!

from the Chinese Autopumpkin, through the German warehouse, an Android 7.1.4 screen with all the goodies. GPS, BT, USB, etc. without customs clearance, delivery in 18 days ... (10 euro postal, delivered by ELTA-Courier).



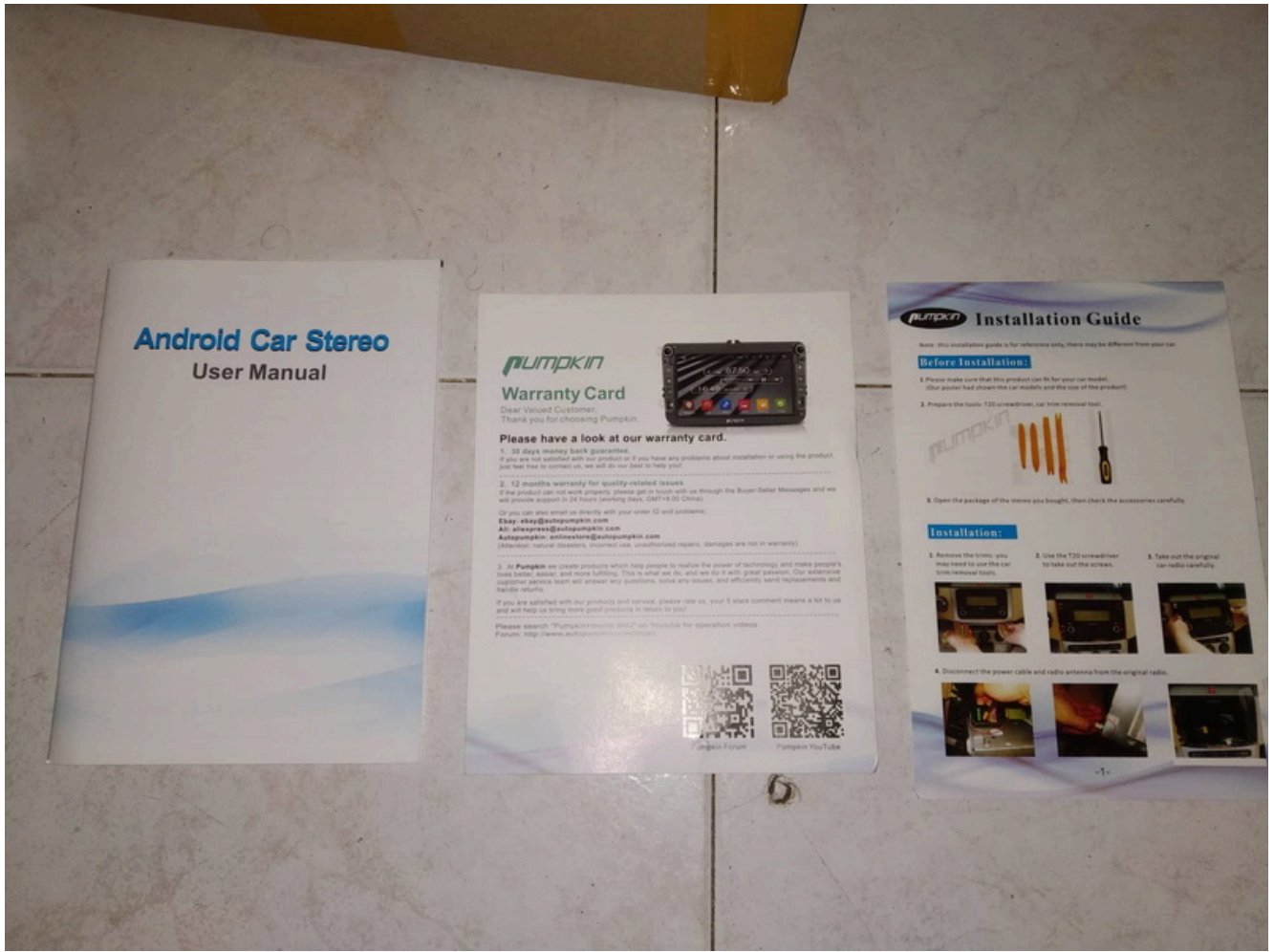
The box in the box. Excellent!



Well protected everything!




Contents!



a manual, instructions (you are fuzzy, but we do not chew!).



From above the screen ...



Links from behind.



Complete wiring harnesses.



Can Bus Decoder, to prevent the battery from emptying. Though ... in my case it was not necessary, I think, since I have a very new Can Gateway. However, why not!

An interesting correction, here by my friend Giannis D., which pointed out that the decoder does not only do this, but also converts all the communications between the car and the radio. And what are they? Handling from the buttons on the steering wheel, vehicle information (see Vehicle screen, below and others). And of course, it controls when "the key goes out of the machine" and turns off the device completely so it does not pull current (what I mentioned above as its only function).

So ... We're extinguishing the old RCD 300.



Meaning ... with ... hairstyle, cigarettes, the right tools ...
We solve the 2 screws that hold the ashtray at the top ...



With a spatula we lift the air ...



Leaving airways on their side ...





Take 2 Torx T20 screws and then carefully ...










Remove the frame **SORGELY** and do not break any support!



Removing the RCD300 is simple: We knock out the 2 antennas (AM / FM) and the big connector with the currents. End.

Then we click on the new screen:

Antenna FM (they do not fit in. They want a 5 euro adapter from China, they were running around, I do not hear it!)

GPS Antenna


WIFI antenna (remember, it's an Android device, just like my cell phone!)

Streams

The extension of the USB, which I temporarily pushed to the side of the console, at the passenger's feet. I will put some "USB" button as I had done in the previous Chinese!



Test if it has power! I will not let it go wrong !!!!



The GPS and WiFi antennas I put them, GPS behind the [car radio](#), beneath the PLASTIC air ducts, and supported it with a piece of double-sided tape and Wifi had a double-sided tape behind her, the I stuck back there, too, down the airways. We close everything and move on a few lines. Has time ... China and language ... Germany. I changed both in Greek, of course! to see a menu now!



Radio: It has 18 FM memories !!!!!!!





Has 42 apps says loaded!



BT phone. It also takes a time-consuming synchronization, seeing contacts, etc ... Another time!



It also does streaming! And he shows what he's playing !!!!



USB envelopes ...



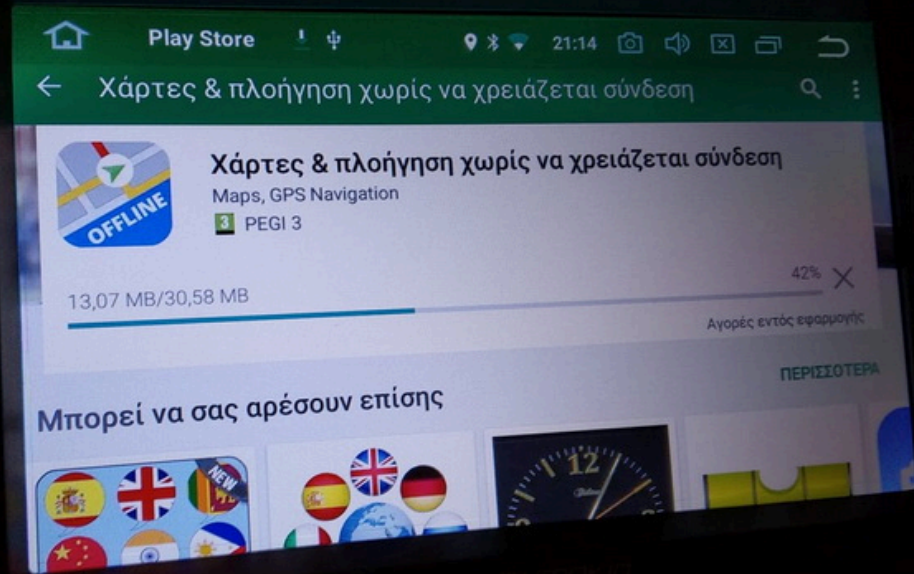
Playing from USB

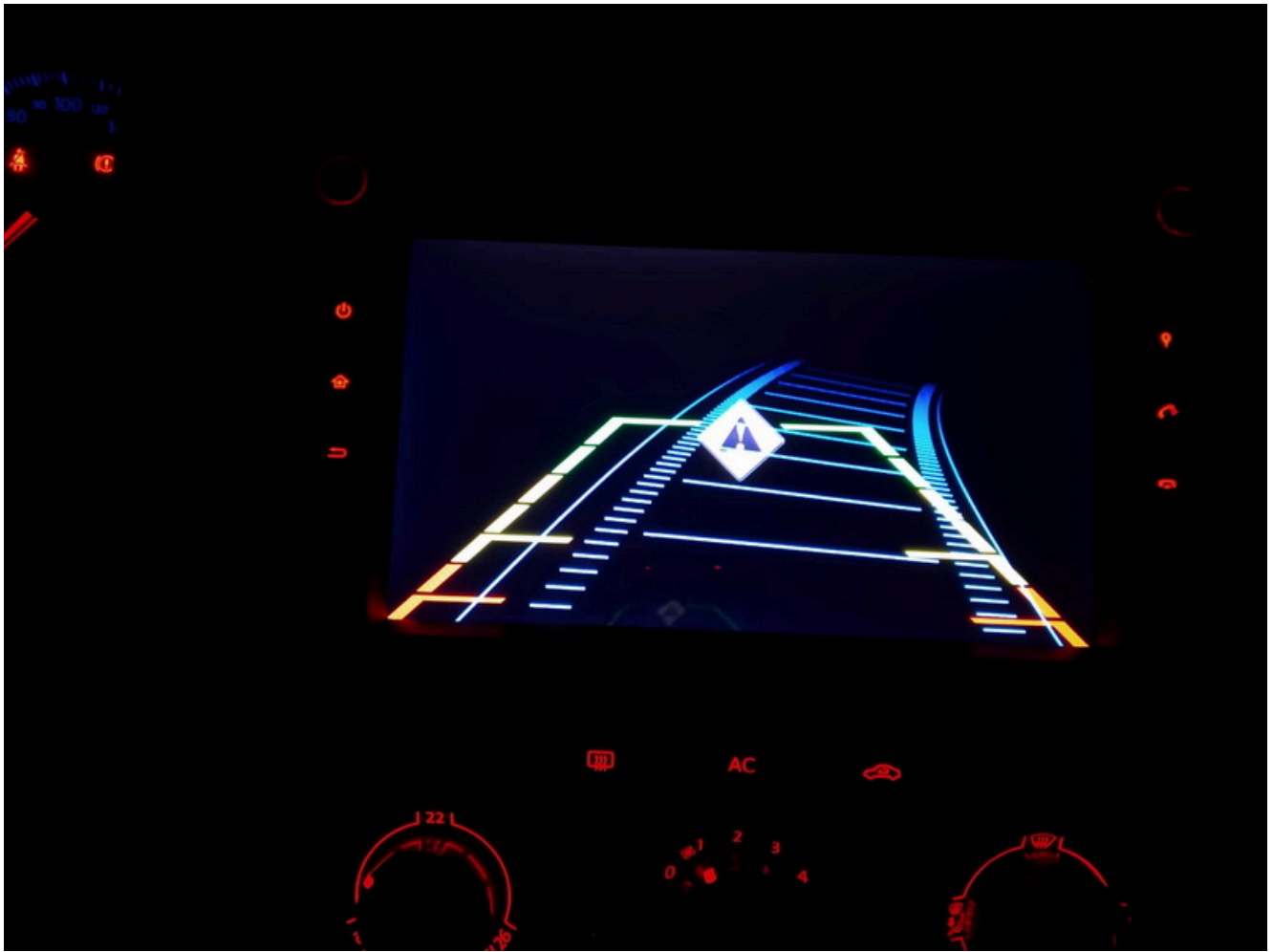


My petrol tank has another 12 liters ... OIL! I have not put a belt (in the garage!) !!! The battery is out of 11.95! Good...



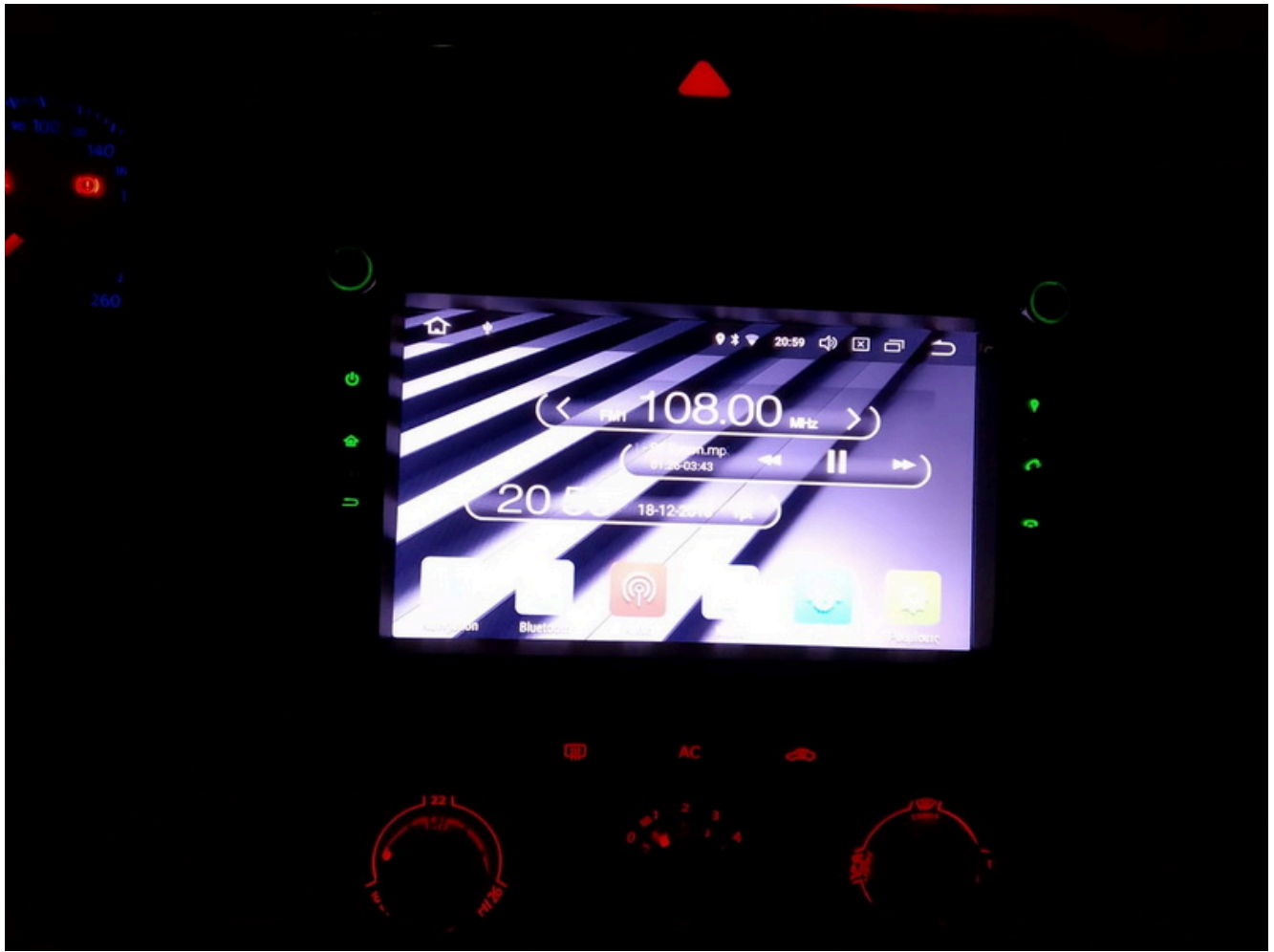
Revolution counter! Speed! splashes have water! Uh !!!!!



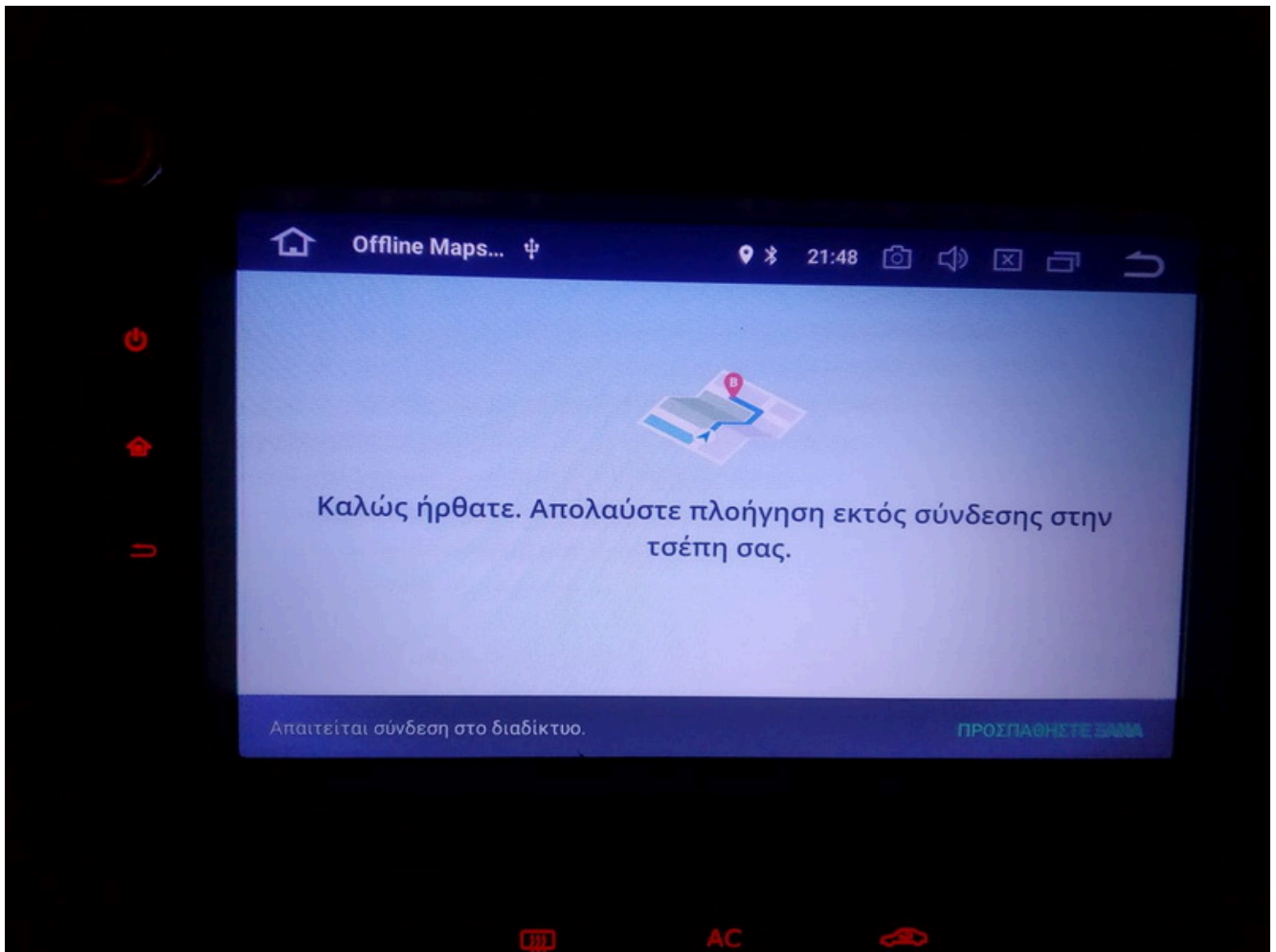


Putting backwards shows this. If we had a reversing camera, it would look behind the lines and see the camera (we ordered, wait!). At the same time, by turning the (electric) steering, it shows us where we will move ...

Since it was in the garage, let's download Google Maps offline, says ... We have a good WiFi sign here! We said, android !!!



As long as maps were uploaded, let's play with the colors!
GREEN!!! wow!
And after...



Walk in the neighborhood ... as it was close to home all well. I just went to a kiosk and I quit ... once I re-lit it, that !!!!!!!

Because I am bored to deal with, I will see it ... In the finale, if I need GPS I have TWO Garmin !!!!! (He wants a little study of how this is done!).



Anyway...
STEFMICOROC00CCOUNCOSE!

In Conclusion from Pumpkin:

Great review! Detailed picture and text description!
Including how to install car radio and function display!
Thanks very much.
Welcome all customer post video review or blog review on
Pumpkin car radio, we will show it in our website, including
customer's website.
