

Android 10 Car Radio - Does what you need without the Brand Name



I bought this [Android 10 car stereo](#) two weeks ago for my KIA Sportage 2005, then I thought it was Worth every penny.

Spotify is great, Youtube is awesome and Google maps and Waze are all great. Almost like having a tablet in your car. P.S. yes, you need your phone's hotspot or some sort of internet connection to stream. you CAN download stuff to the unit like

Spotify, youtube videos, etc. so you'll always have your content or put them on an SD card.

Excellent once I figured out I needed to set the country before the timezones. I added an SSD drive to hold a ton of media files and also a rearview camera. It switches automatically to the camera and back without missing a beat.

Also, LOVE that plex works on this.

**Install the Pumpkin Radio
AA0452H on my Opel Vectra C
GTS 05**



After a long time, I finally decided to buy [the radio](#).

I drive an Opel Vectra C GTS 05.

The old standard radio did its job, but the radio reception was sometimes really bad, even using a Bluetooth transmitter to listen to music via Spotify was a real pain after some time, depending on the region where you were traveling, the reception was so bad that I just turned the radio off because a constant noise is just a pain.

The radio came pretty quickly. Then I went straight to expanding the old radio. First remove the 4 Torx screws with a T8 screwdriver so that I could remove the radio from the radio

slot using the supplied pull-out brackets, then carefully removed all cables and loosely screwed the frame from the old radio using a T20 screwdriver to remove it.

Then I plugged the specially ordered antenna adapter into the radio, screwed the wifi antenna and glued it inside the car and then the same thing again with the GPS antenna. Then I connected all the other cables and inserted the radio.

Then I pushed a 32GB SD card into the slot for the GPS card and pushed a 128GB SD card into the SD slot.

Then I started the engine and the radio went on.

The first start took a little time because everything had to be loaded first. The two memory cards were recognized directly and I still had to assign which card should do what.

After setting up, I switched off the engine and the radio went off on its own. After restarting the engine, it started again and was ready to start very quickly.

I park about 10m away from my house, nevertheless I have a very good WiFi signal to my home network. The connection via Bluetooth with my Galaxy Note 10 works very well and by itself.

The radio quality is a difference like a day and night, so highly recommended.

The quality of Bluetooth tested with me with Spotify, again a whole lot better.

Navigation via the Google Maps app on the radio works super well and without any problems.

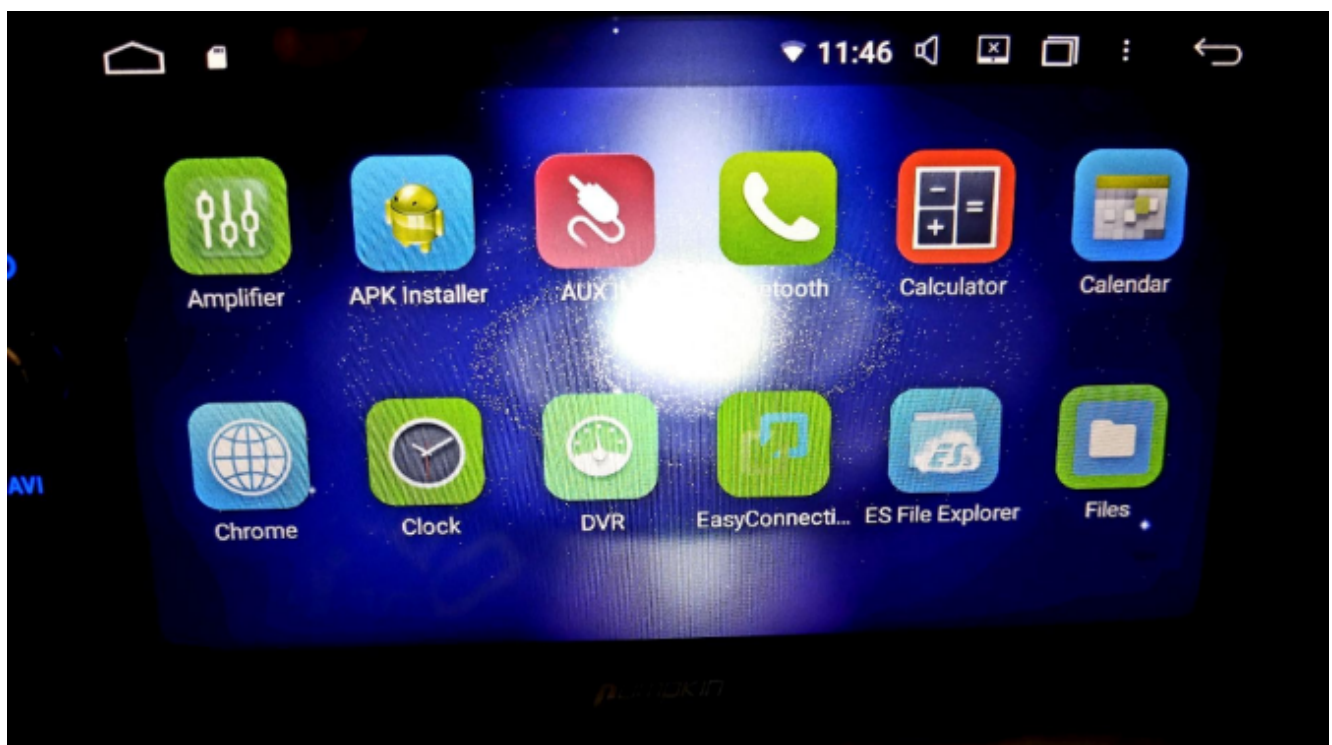
I had to relearn the steering wheel buttons but it was half as wild and you have a lot of different options that you can put on the buttons, which I really like.

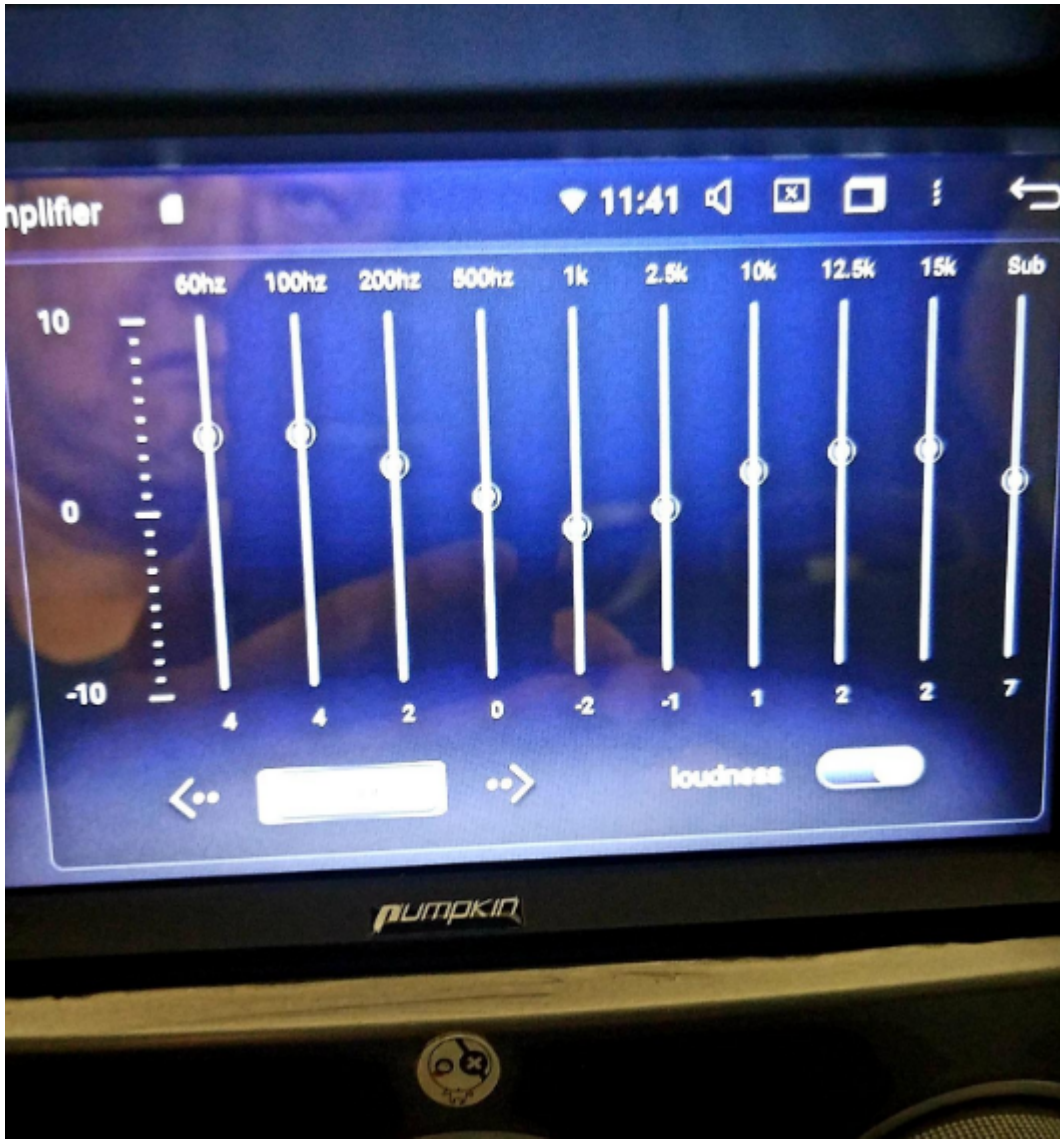
On the whole, I am very happy to have chosen the radio. So now I have a super car radio with a lot of functions that really work.

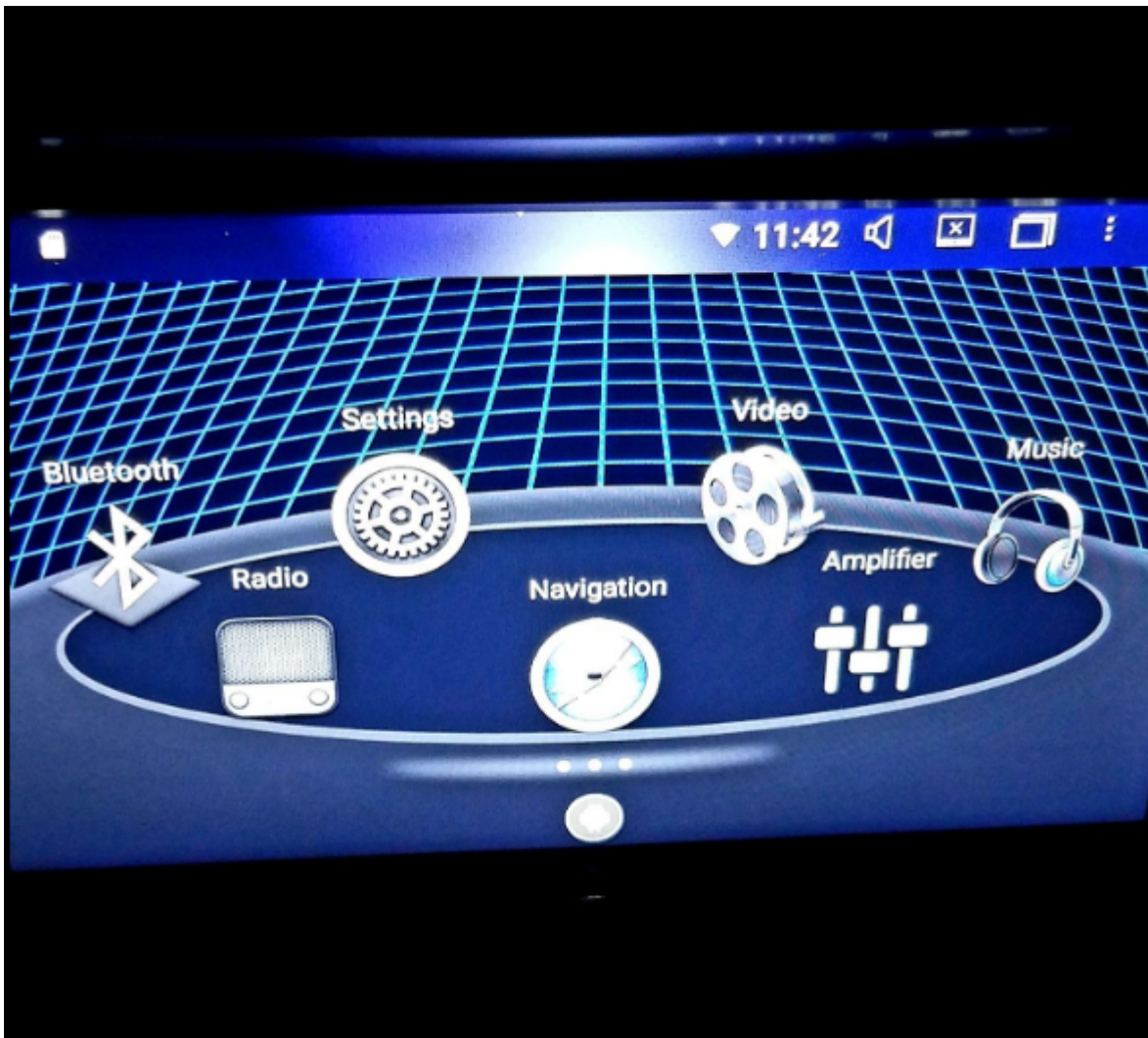
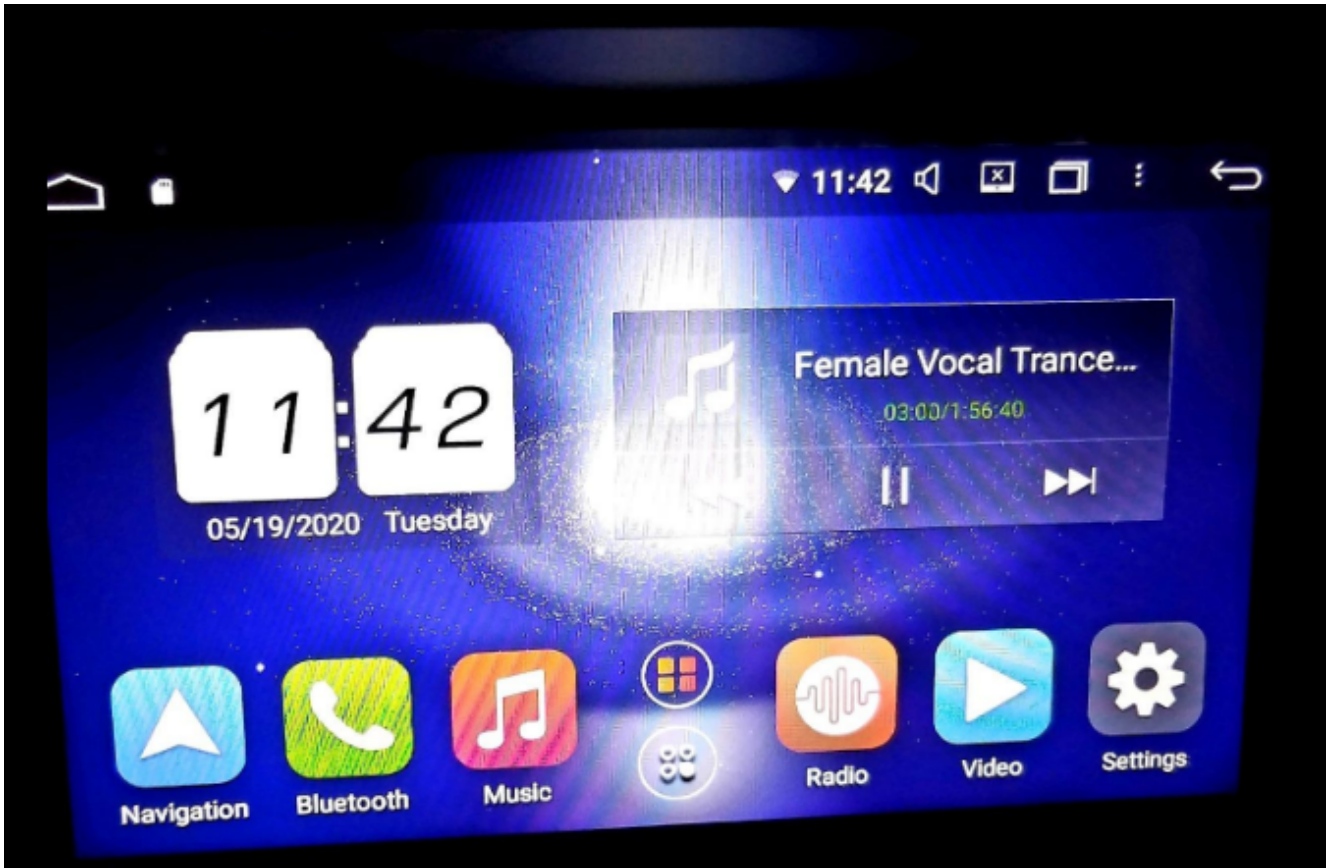
I highly recommend it.

Greatest receiver by far

Replacing my old receiver with this [Pumpkin 7 inch 2 Din Octa-Core Android Car Radio](#). Wiring was a breeze as I only had a few wires to solder. At first glance it is very well made and solid. Came with all the connectors as specified. After the install, it turned on immediately with no delay. The screen was clear and responsive, it has multiple different menu options and it functions much like a tablet. The settings are similar to any Android phone setup. The wifi antenna picks up all nearby signals. GPS on/offline is great, but you need to install the initial maps. Sound clarity is great, having an EQ is a plus. The external mic is a bit awkward to mount anywhere so I left my old one on. This receiver is far superior than my previous in all aspects. One bummer was that there is an IR sensor but no remote was provided, kind of weird as there was no offer of remote online either. Check out pics.







Install Note: If your car had a 6.2" DVD player previously, the dimensions on this receiver will be much larger. As the console bezel on my 06 WRX fit a 6.2 screen perfectly. I had to trim down the bezel to fit this receiver.
