

Car Radio: the differences between one DIN and double DIN

Looking to buy a automotive [car radio](#)? Before you pay the large USD, save time and money: learn the variations between 1 DIN and 2 DIN to decide on the correct car radio for your automotive dash.



What will “DIN” mean?

In automotive car radios, DIN refers to the dimensions of the top unit of automotive audio and video devices. DIN stands for Deutches Institue Fur Normung, the body to blame for setting the business standards used for automotive head units worldwide.

The variations between 1-DIN and 2-DIN

For standard car radio, the form are going to be cuboid. the only DIN is that the normal measuring for a vehicle’s system.

A double DIN unit (available on [pumpkin car radio](#)) are going to be doubly the peak of one DIN unit.

- the dimensions of [one din car radio](#): 178 x 50mm (7 x a pair of inches)
- the dimensions of [double din car radio](#): 178 x 100mm (7 x four inches)

1 DIN



2 DIN



Tips for refitting single DIN vehicles

With 1-DIN vehicles, you'll be able to solely match [one DIN car radio](#). you may must accurately live the front-panel of your original head unit. typically speaking, one DIN unit is cheaper thanks to having less options.

However, some one DIN units currently incorporate slide-out screens with additional practicality like associate degree electronic equipment or CD changer. for instance, the DJ7088 WCE may be a clastic front panel automotive car radio with advanced options.

Tips for refitting double DIN vehicles

If your current head unit measures roughly seven inches long and four inches tall, then it's positively a double DIN unit, and designed to just accept single DIN and double DIN choices. However, if you simply will install one DIN unit, the correct bracket is needed together with associate degree audio equalizer (or different components) to fill the additional

area.

In terms of market demand, car radios are simply the foremost widespread a pair of DIN head units. With a intrinsical bit screen, pre-installed applications, on-board navigation system, Bluetooth for smartphone integration, and more, it is simple to work out why. With spectacular feature sets, each the driving force and passengers will get pleasure from an expensive audio-visual expertise for each journey.



Wrap up

The only distinction is that the size (height) of the car radio. whereas some variation exists in terms of internal hardware, each choices give similar audio quality and options. it is not attainable to once and for all state whether or not for one DIN and 2 DIN that one is healthier – but, if space permits, most drivers can tend to decide on the double DIN choice to profit of the additional practicality and easy use.

Customer Review on Pumpkin Car Radio Android 8.0 for VW Skoda Seat series Double Din 8 Inch Touchscreen

The blog written by a customer from Greece, he bought this [vw radio](#) from Germany store, install it in his own VW.

Blog source – <http://steliosh.net/golf/radio/index.html> (Greek), his website: <http://steliosh.net/>

We just translate the content completely.

Product SKU: AS0374B

Product Link:

USA

Store:

<https://www.autopumpkin.com/pumpkin-android-7-1-car-stereo-radio-for-vw-seat-skoda-series-double-din-quad-core-8-inch-touchscreen.html>

DE

Store:

<https://www.autopumpkin.de/pumpkin-autoradio-android-7-1-fur-vw-seat-skoda-series-8-zoll-touchscreen-doppel-din-quad-core-unterstutzung-schnellen-boot.html>

UK

Store:

<https://www.autopumpkin.co.uk/pumpkin-android-7-1-car-stereo-radio-for-vw-seat-skoda-series-double-din-8-inch-touchscreen-quad-core.html>

The blog translation:

ATTENTION!

That's what I do here, I do it in my own car and at my own

responsibility, that's my car!

If you decide something similar and break / ruin / burn / break your car, it is your responsibility!

Clearly, therefore: WE DO NOT RESPOND FOR YOUR LOSS!

17.12.2018

The big decision was taken two months ago!

Android screen. And not only! There are agendas and filthy plans from behind! Besides the usability of using the phone via BT and music via BT and USB, it has more: After we also put a Scirocco dial (we searched it!) With a white screen, then ... Optical Parking System, Park Assist (yes, to park it himself !!!) and others cheer! A ... and reversing camera, of course!

So, in this way:

What we got in principle!



Here we spoiled the ... surprise!
from the Chinese Autopumpkin, through the German warehouse, an
Android 7.1.4 screen with all the goodies. GPS, BT, USB, etc.
without customs clearance, delivery in 18 days ... (10 euro
postal, delivered by ELTA-Courier).



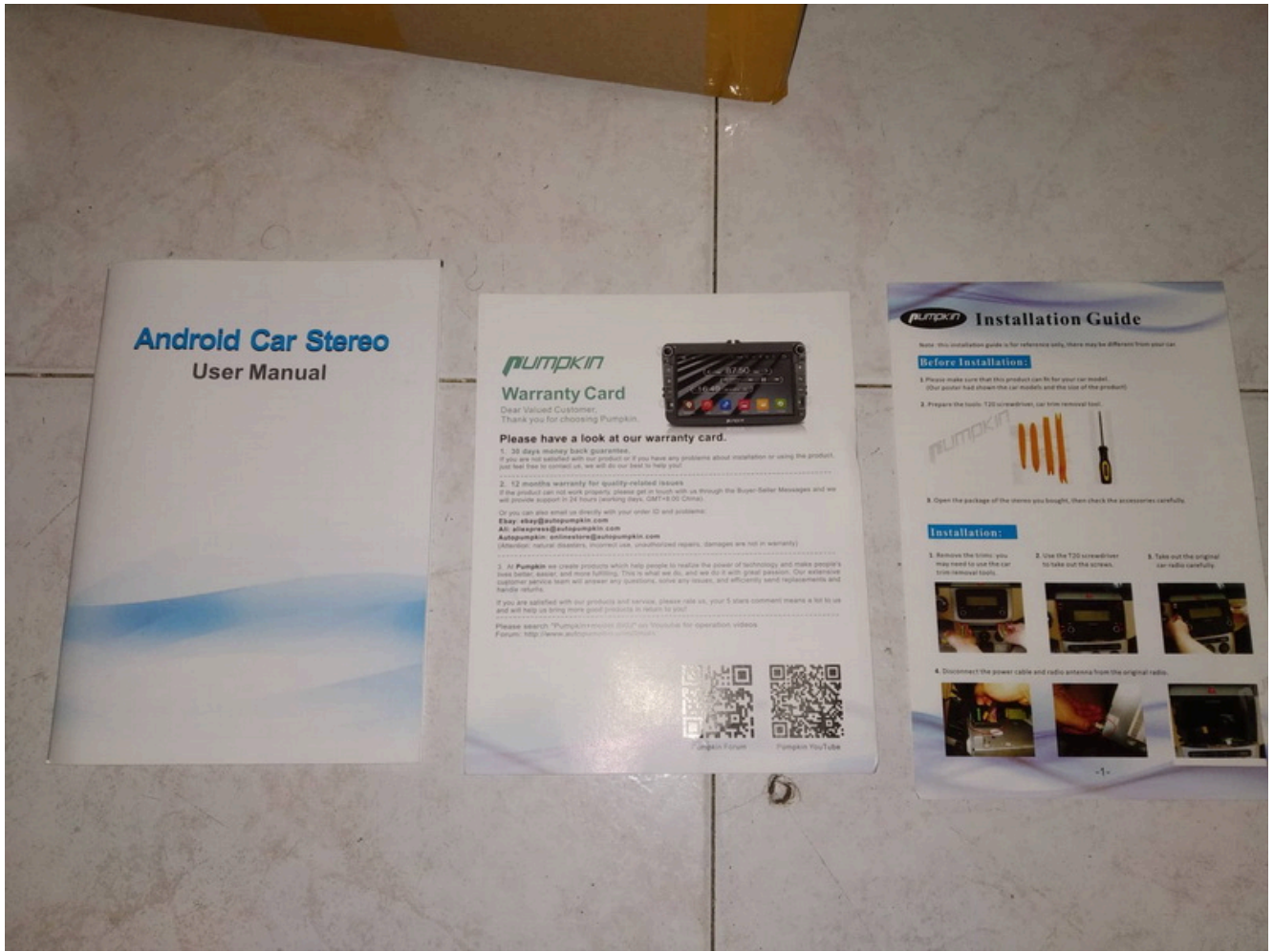
The box in the box. Excellent!



Well protected everything!




Contents!



a manual, instructions (you are fuzzy, but we do not chew!).



From above the screen ...



Links from behind.



Complete wiring harnesses.



Can Bus Decoder, to prevent the battery from emptying. Though ... in my case it was not necessary, I think, since I have a very new Can Gateway. However, why not!

An interesting correction, here by my friend Giannis D., which pointed out that the decoder does not only do this, but also converts all the communications between the car and the radio. And what are they? Handling from the buttons on the steering wheel, vehicle information (see Vehicle screen, below and others). And of course, it controls when "the key goes out of the machine" and turns off the device completely so it does not pull current (what I mentioned above as its only function).

So ... We're extinguishing the old RCD 300.



Meaning ... with ... hairstyle, cigarettes, the right tools ...
We solve the 2 screws that hold the ashtray at the top ...



With a spatula we lift the air ...



Leaving airways on their side ...





Take 2 Torx T20 screws and then carefully ...










Remove the frame **SORGELY** and do not break any support!



Removing the RCD300 is simple: We knock out the 2 antennas (AM / FM) and the big connector with the currents. End.

Then we click on the new screen:

Antenna FM (they do not fit in. They want a 5 euro adapter from China, they were running around, I do not hear it!)

GPS Antenna


WIFI antenna (remember, it's an Android device, just like my cell phone!)

Streams

The extension of the USB, which I temporarily pushed to the side of the console, at the passenger's feet. I will put some "USB" button as I had done in the previous Chinese!



Test if it has power! I will not let it go wrong !!!!



The GPS and WiFi antennas I put them, GPS behind the [car radio](#), beneath the PLASTIC air ducts, and supported it with a piece of double-sided tape and Wifi had a double-sided tape behind her, the I stuck back there, too, down the airways. We close everything and move on a few lines. Has time ... China and language ... Germany. I changed both in Greek, of course! to see a menu now!



Radio: It has 18 FM memories !!!!!!!





Has 42 apps says loaded!



BT phone. It also takes a time-consuming synchronization, seeing contacts, etc ... Another time!



It also does streaming! And he shows what he's playing !!!!



USB envelopes ...



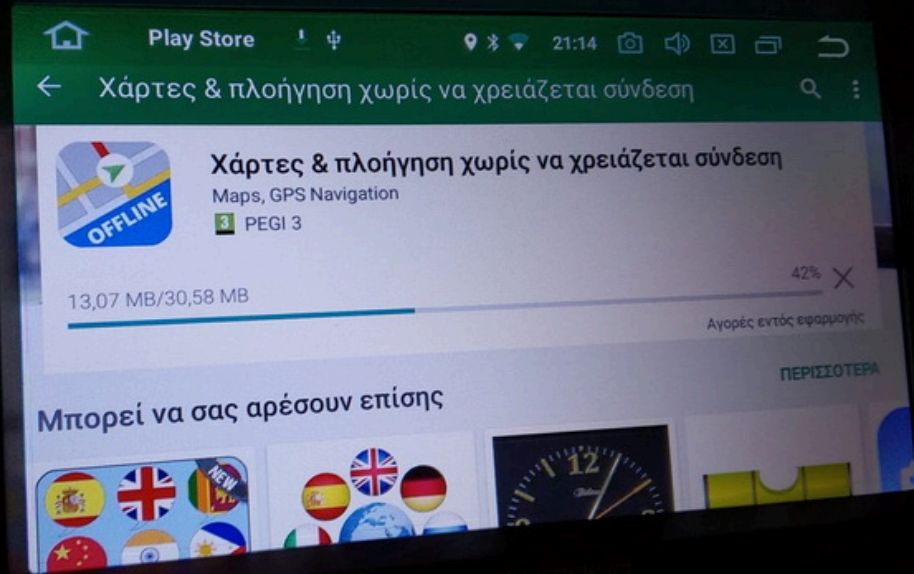
Playing from USB

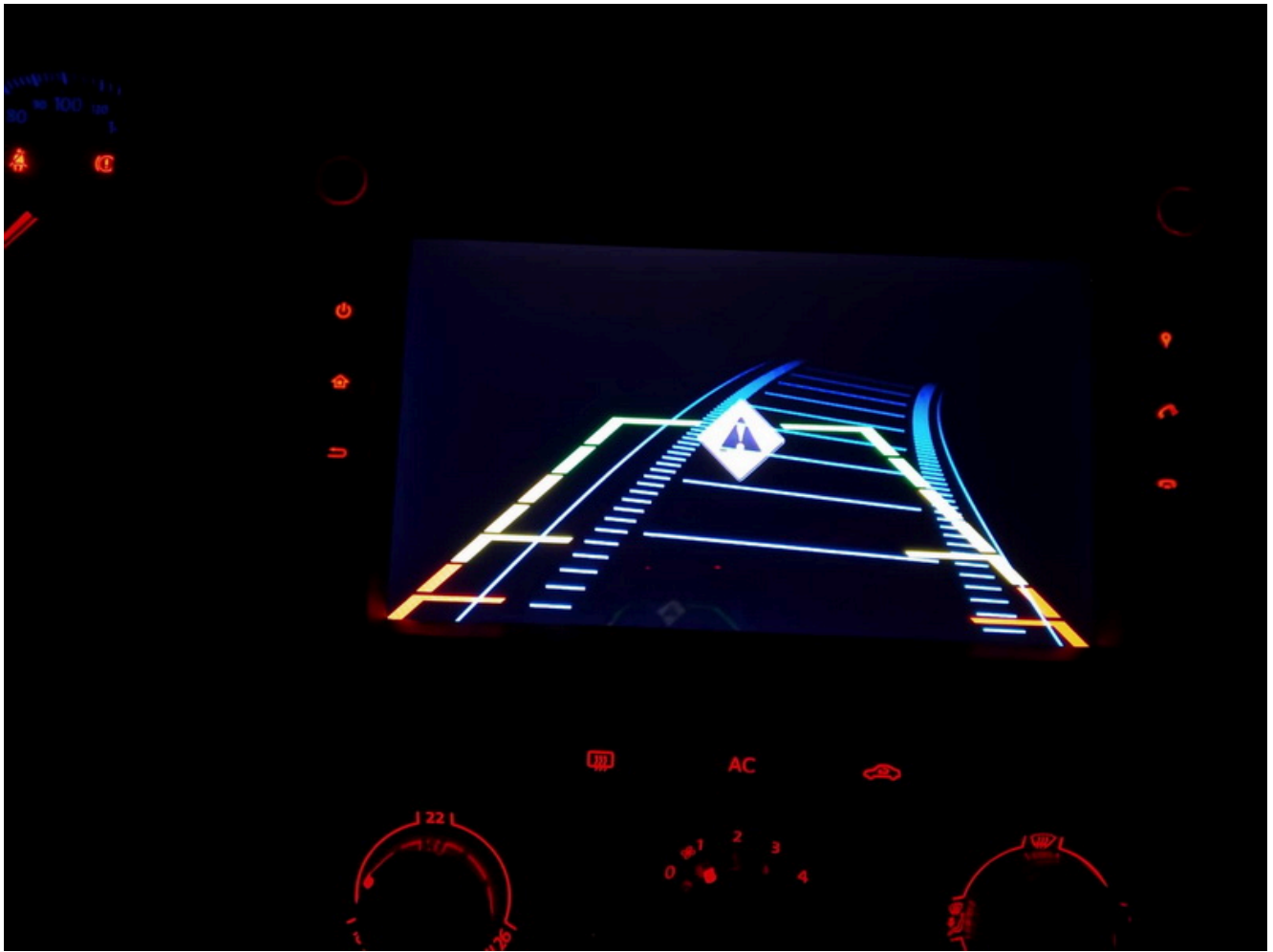


My petrol tank has another 12 liters ... OIL! I have not put a belt (in the garage!) !!! The battery is out of 11.95! Good...



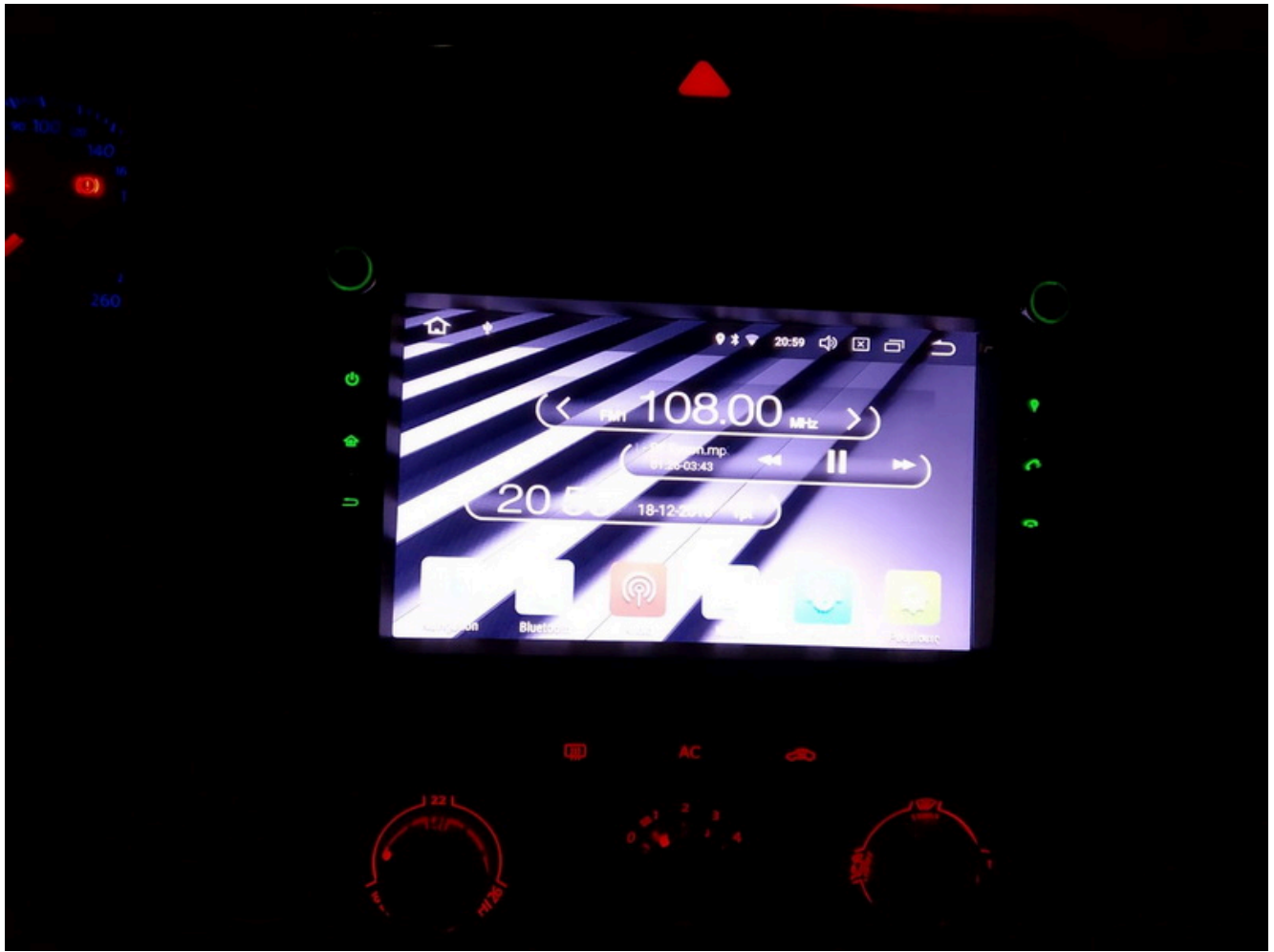
Revolution counter! Speed! splashes have water! Uh !!!!!



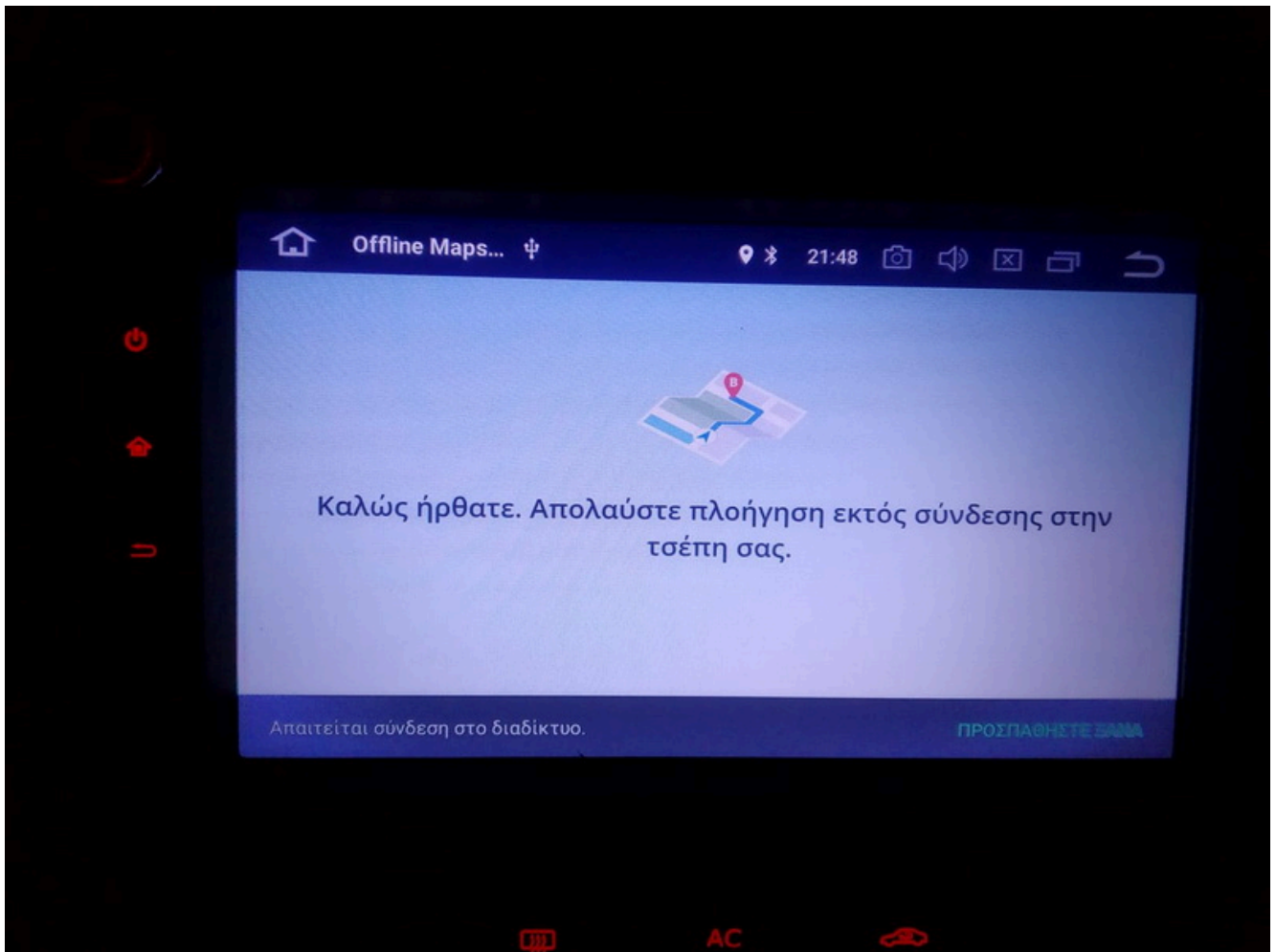


Putting backwards shows this. If we had a reversing camera, it would look behind the lines and see the camera (we ordered, wait!). At the same time, by turning the (electric) steering, it shows us where we will move ...

Since it was in the garage, let's download Google Maps offline, says ... We have a good WiFi sign here! We said, android !!!



As long as maps were uploaded, let's play with the colors!
GREEN!!! wow!
And after...



Walk in the neighborhood ... as it was close to home all well. I just went to a kiosk and I quit ... once I re-lit it, that !!!!!!!

Because I am bored to deal with, I will see it ... In the finale, if I need GPS I have TWO Garmin !!!!! (He wants a little study of how this is done!).



Anyway...
STEFMICOROC00CCOUNCOSE!

In Conclusion from Pumpkin:

Great review! Detailed picture and text description!
Including how to install car radio and function display!
Thanks very much.
Welcome all customer post video review or blog review on
Pumpkin car radio, we will show it in our website, including
customer's website.

PUMPKIN Android 8.0 Car
Stereo/Radio for
Opel/Vauxhall Astra Corsa
Vivaro Antara Zafira Meriva
Vectra 7 Inch Touchscreen
Double Din with GPS Navi RAM:
4GB + ROM:32GB (Grey)

	\$349.99
---	----------
