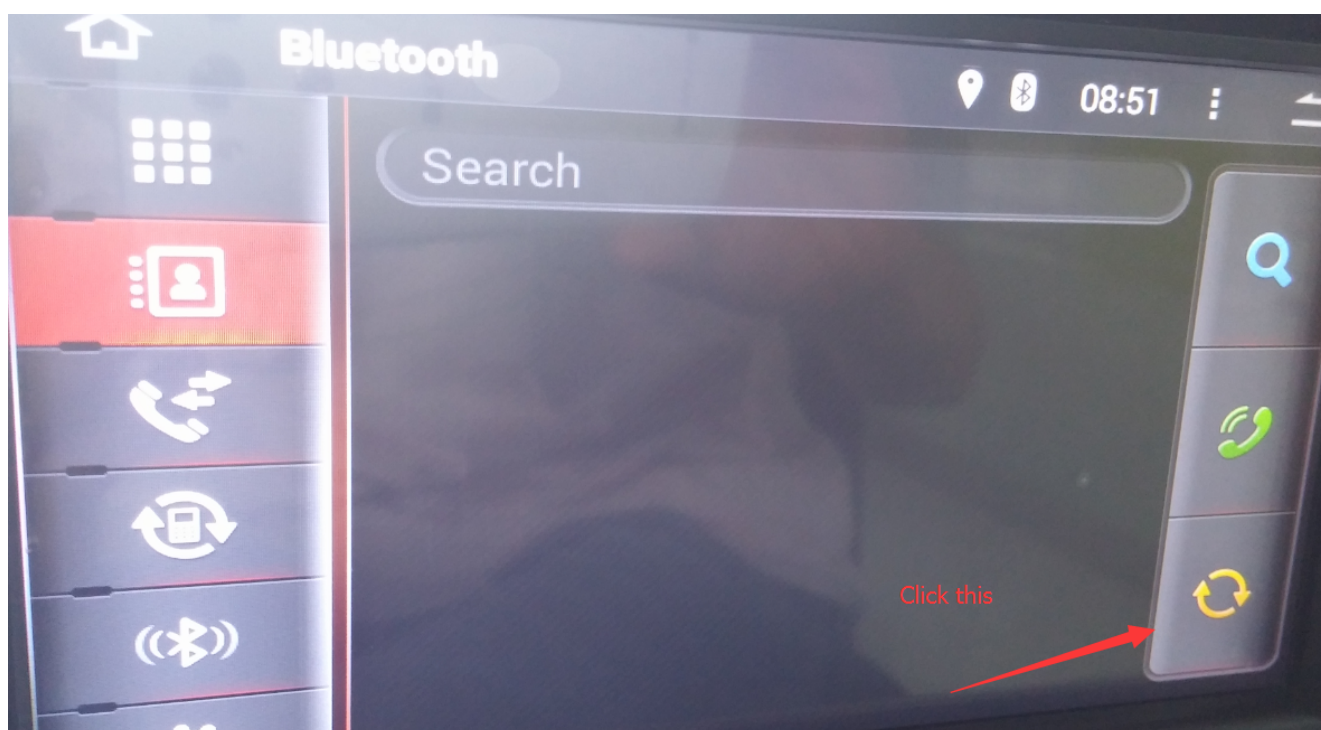


FAQ for Android Car Stereo Amplifier

1. How can I populate my address book's contacts into the [Android car stereo universal](#)?

A: For downloading the address book's contacts from your phone to the radio: firstly, you need to pair your phone with the Android head unit, then please click the contacts icon and search your contacts like the following picture:

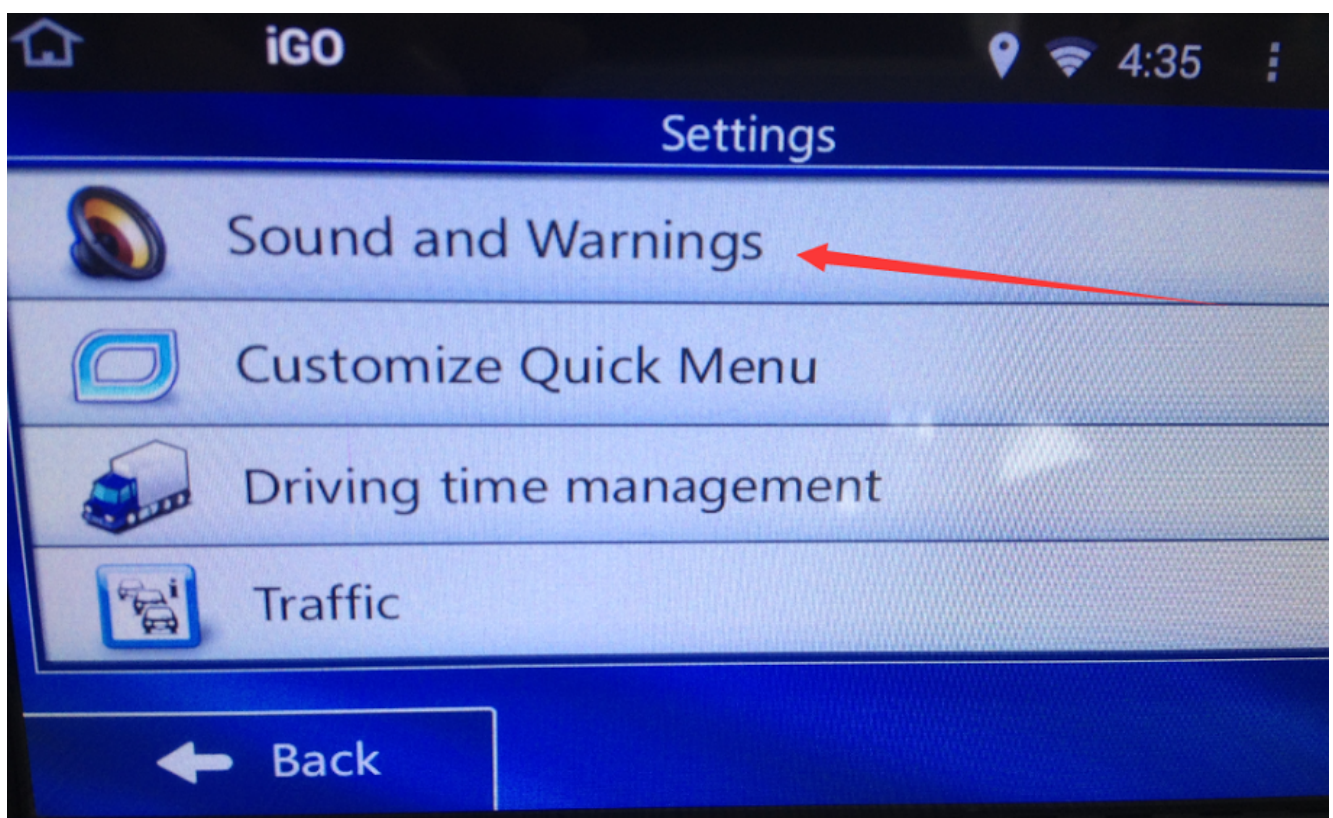
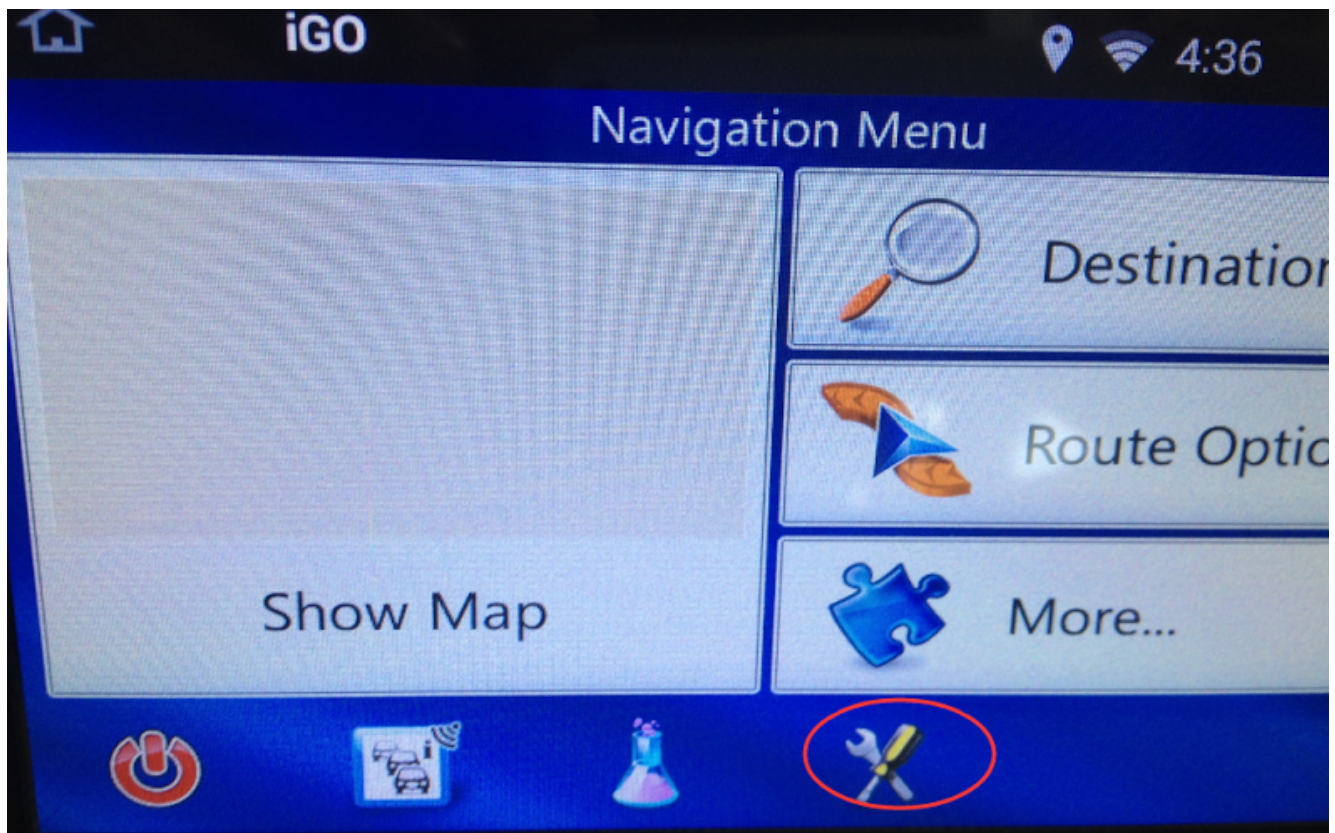


Please make sure that you use the built-in contacts in your phone, otherwise it can not be searched. Also, if your smartphone runs Android 5.0 OS or above, please allow all the submissions in your phone when the stereo searches the contacts.

2. After installing the car DVD player, I can't hear any sound through the speakers or the Bluetooth. The music is attenuated but no phone or GPS instructions can be heard. Is there a hidden menu to give more volume to GPS and Bluetooth?

A: Normally, we don't have hidden menu to give more volume. An

d for setting the GPS app sound (we pre-installed the IGO free copy version), please check the setting below:



You can re-install the IGO app from our SD card to check whether it would

help or not. Besides, please enter the settings=>GPS, make sure that you turn on the **GPS monitoring**. You can turn up the GPS mixing ratio so that the GPS sound would be louder.

As for the Bluetooth issue, if you make the phone call via Bluetooth, please well close your car windows and doors, then turn the volume of both your phone and the head unit to the middle level. You can also enter the factory setting (the password is 126), and check the BT setting.

3.In case of the extra mic, how can I increase the volume ? I don't find any possibility to adjust the mic volume in the car audio player.

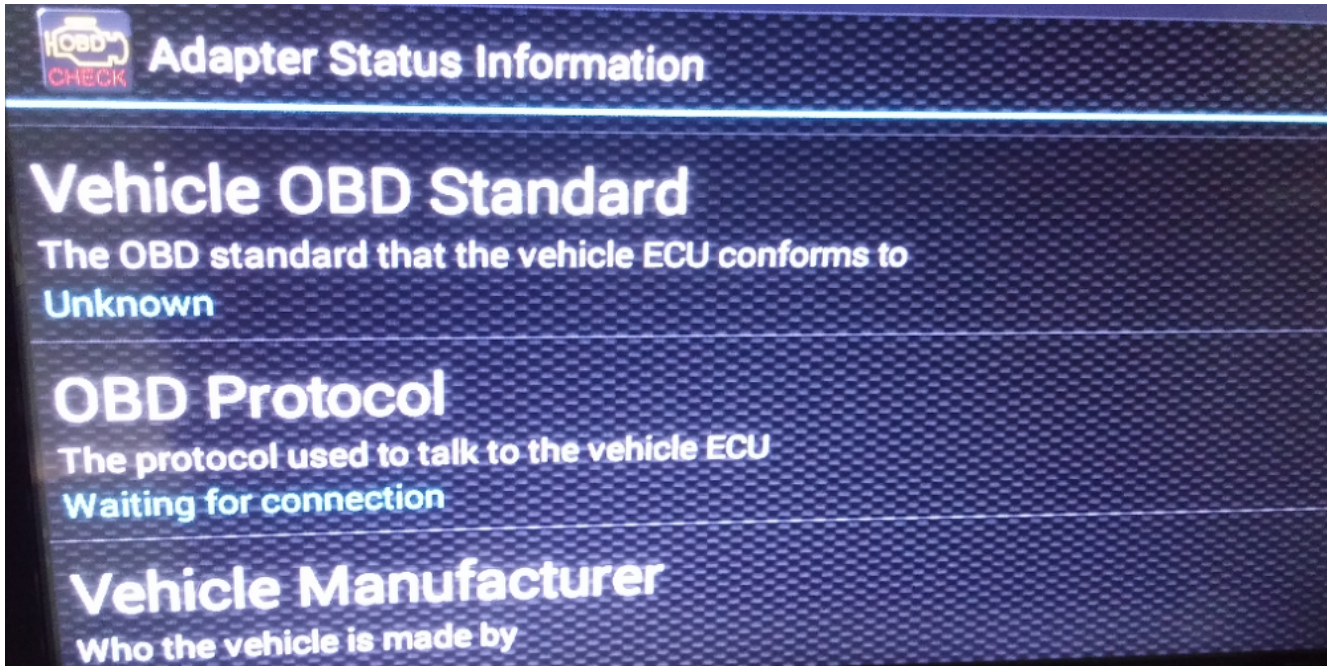
A: Please use the extra mic and increase the car radio's volume.

4.I'm not able to get torque to recognize that Bluetooth is on . Therefore, I can't connect Bluetooth to the OBD. I can connect to it from my phone but not from the [Pumpkin Car Head Unit](#). Is there something I can do to get this to work ?

A: For pairing the OBDII, you need to know the protocol of your car and select the correct protocol in "Torque". Followings are the whole instruction:

□Please enter "Bluetooth "application, then set the pairing code of the radio to the same one as the OBDII scanner'Generally , it would be 0000 or 1234. (please try both)

□Then please open the built-in torque, choose the OBDII scanner MAC address in the application setting and choose your car protocol.



5.How do I change the default music app ?

A: Since the [car DVD player Bluetooth](#) is based on Android 4.4, you can download other music player apps like Spotify in the built-in play store (need Wifi or other Internet source) and install it on the head unit.

[The FAQ OF PUMPKIN KD-C0340](#)

[Pumpkin Android 4.4 Kitkat Car Stereo 2/Double Din DVD GPS Navigation with 8 inch Head Unit Support 3G / WIFI / Can-Bus / OBD2 / Free Mic for VW](#)



Key Features:

- . Support Win CE System
- . CPU Frequency 800MHz
- . Support Can-bus
- . Support 3G
- . Support 1080P Video
- . Support DVR

1) regarding the 3G modem: Can you tell me, how to setup such a connection, I could not find any hints in the device menu.

Normally you need a 3G dongle.then just plug and play,please make sure you can buy a 3G Internet WCDMA SIM card from your local, because our item can only support that

2) In the app drawer, there is a shortcut for "Instructions", but when I click this icon, it just says "No file found". Can you tell me where to get such a file or maybe instructions at all?

you tell us the SKU of this product, so we can give the solution


3) Can you tell me the maximum capacity of a microSD card, which is inserted into the device?

Normally ,we suggest you use the SD card under 32GB.

4) Do you know how to improve the Wifi connectivity range? Currently it is really bad, except I put a device right into the car. I would like to synchronize things, by driving my car in front of the window, where the wifi router is located behind.

And please close the wifi power saving mode,it mean close the "wifi optimization".(setting --advanced wifi--wifi optimization)

BMW 3 Series E46
318/320/325/330/335/M3 Single
DIN Car Stereo DVD-based GPS
Navigation System with 7 Inch
LCD HD touchscreen
/Bluetooth/3G/1080p for

	\$309.99
---	----------